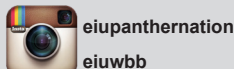



EASTERN ILLINOIS

2020-2021 Women's Basketball



GAME 2

EASTERN ILLINOIS (1-0, 0-0 OVC) vs. MINNESOTA (0-0, 0-0 Big Ten)

Wednesday, Dec. 2 at 2:00 pm | Minneapolis, Minn. | Williams Arena



RADIO: Hit Mix 88.9 FM

TV: <https://www.btnplus.com/game/e-illinois-at-minnesota-on-12022020>

LIVE STATS: <https://gophersports.com/sidearmstats/wbball/summary>

Series Record: 1-0 in favor of EIU

Last Meeting: Dec. 2, 2000: EIU won 73-72

GAME 2

Exactly 20 years ago, the Panthers faced off against the Gophers for the first and only time in school history. The Panthers won the first and only meeting of the teams in a 73-72. Two decades later, the Panthers look to finish with another victory against Minnesota. Eastern Illinois comes off a 82-71 win against the UIC Flames. Abby Wahl dominated the boards in the victory, as she finished with 21 rebounds. Wahl currently leads the DI circuit with the most rebounds per-game and was named the OVC Player of the Week. Wahl finished with 16 points along with the 21 boards, notching her second career double-double. Lariah Washington also finished with her second double-double (18 points and 10 rebounds). The reigning OVC Freshman of the Year didn't miss a step, and will look to prove herself in her home state.

BENCH DEPTH

The Panthers had five players score in double digits in the game against UIC. Taylor Steele came off the bench for Eastern and put up 10 points and dished out four assists. After missing over a month of games last season, Steele is back and already embracing her role as one of the most effective players on the team. Steele's leadership is pivotal to this team on Wednesday.

THE NEXT GENERATION

Eastern Illinois added four to this already dangerous squad. Maulucci is the lone guard of the freshman class. She has a ton of skill on and off the ball, and can learn a lot from the upperclassman. Vinson, Stafford and Cameron are all posts, but add much more than traditional post abilities. Stafford is a strong inside presence. Vinson and Cameron have guard skills and both possess the framework to have elite inside-outside games.

2020-21 Schedule

N 25 UIC W, 82-71

D 2 at Minnesota 2 PM

COMPASS TOURNAMENT

D 4 NORTHERN ILLINOIS 6 PM

D 5 SIU/WIU 5 PM

D 10 at Northwestern TBD

D 18 SIUE 6 PM

D 30 at Eastern Kentucky 4 PM

J 2 TENNESSEE TECH 1 PM

J 7 MURRAY STATE 4:30 PM

J 9 AUSTIN PEAY 1 PM

J 11 at SIUE 2 PM

J 14 MOREHEAD STATE 4:30 PM

J 16 EASTERN KENTUCKY 1 PM

J 21 at Belmont 4 PM

J 23 at Tennessee State 1 PM

J 28 at UT Martin 5 PM

J 30 at Southeast Missouri 2 PM

F 4 BELMONT 4:30 PM

F 6 TENNESSEE STATE 1 PM

F 11 at Jacksonville State 4:30 PM

F 13 at Tennessee Tech 1 PM

F 18 at Murray State 4:30 PM

F 20 at Austin Peay 1 PM

F 25 SOUTHEAST MISSOURI 4:30 PM

F 27 UT MARTIN 1 PM






M 3-6 OVC Tournament TBA

All Times Central and subject to change


Home matches listed in **BOLD CAPS**

• Ohio Valley Conference match

EASTERN ILLINOIS PROJECTED STARTERS

G	G	G	G	F
				
1 Kira Arthofer	11 Karle Pace	22 Lariah Washington	24 Morgan Litwiller	41 Abby Wahl
Jr. 5-8 Bettendorf, Iowa	Sr. 5-9 Clarksville, Tenn.	So. 5-9 St. Cloud, Minn.	So. 5-11 Middlebury, Ind.	Jr. 6-1 Santa Claus, Ind.
PPG RPG APG SPG	PPG RPG APG SPG	PPG RPG APG BPG	PPG RPG APG SPG	PPG RPG APG BPG
0.0 4.0 3.0 0.0	12.0 5.0 3.0 1.0	18.0 10.0 2.0 1.0	16.0 7.0 2.0 1.0	16.0 21.0 0.0 1.0

INSIDE THE 2019-20 NUMBERS



EIU Points Per Game	66.4	Gophers Points Per Game	70.6
Opponents Points Per Game	61.6	Opponents Points Per Game	68.5
Scoring Margin	+4.7	Scoring Margin	+2.1
Field Goal Percentage406	Field Goal Percentage395
3-Point Field Goal Percentage336	3-Point Field Goal Percentage364
Free Throw Percentage728	Free Throw Percentage754
Rebounds.....	35.6	Rebounds.....	37.2
Rebound Margin	-3.1	Rebound Margin	-1.4
Assists Per Game	13.5	Assists Per Game	12.7
Turnovers Per Game	15.5	Turnovers Per Game	14.4
Steals Per Game	10.7	Steals Per Game	8.2
Blocks Per Game.....	2.5	Blocks Per Game.....	3.2
Field Goal % Defense384	Field Goal % Defense428

EASTERN ILLINOIS HEAD COACH MATT BOLLANT

Matt Bollant comes off a phenomenal third season. The Panthers reached the OVC Tournament for the first time under the helm of Bollant. He joined EIU as the ninth head coach in program history following a five year stint as head coach at Illinois. In his first season with the Illini, Bollant led them to the post season for the first time in three years finishing with a winning Big Ten record for the first time in ten seasons. Before his time at Illinois, he was head coach at Green Bay. He guided the Phoenix to five straight Horizon League titles and had four straight trips to the NCAA tournament. While at Green Bay his record was 148-19 overall and 85-5 in the HL. He was named Horizon League Coach of the Year four times. Bollant holds a 376-205 overall record as he enters his fourth season at EIU.

OVC PRESEASON AWARDS

Karle Pace and Lariah Washington were named to the Preseason All-OVC Team. The two were named to the First Team All-OVC for the 2019-20 regular season. They became the first pair of Eastern Illinois women's basketball players selected to the OVC First Team. Lariah Washington additionally was awarded the OVC Freshman of the Year award after her stellar first season in college. Washington was also the fourth EIU women's basketball player to be given this award. Pace had the fourth highest scoring average in conference play with 18.2 points per-game. Pace also ended with the highest three-point percentage in the OVC.

SCOUTING THE GOPHERS

After a win against the UIC Flames, the Panthers hit the road to take on the Gophers of Minnesota. This is the Gophers opening game of the season. Jasmine Powell was the second highest scorer for Minnesota last season; averaging 12 points per-game. Powell led the team in assists last season as well. Gadiva Hubbard is another returner who averaged 11 points per-game, and led the team in steals with 53. This guard tandem could become an issue for the Panthers if they don't slow them down early. Kira Arthofer and Jordyn Hughes are both great defensive players, but this will be a big test for Karle Pace. Pace had been working on her defense in the offseason and this game will show how far she has come.

SERIES HISTORY

The Panthers lead the series 1-0. The last match up was 20 years ago on December, 2, 2000. Eastern won 73-72.

QUICK FACTS

EIU BASKETBALL CONTACT INFO

Contact:..... Brad O'Brien
Email:..... btobrien@eiu.edu
Phone:..... (712) 260-8624
Cell Phone:..... (712) 260-8624
Fax:..... (217) 581-6434
Press Row Phone:..... (217) 581-5135
Website:..... www.eiupanthers.com

QUICK FACTS

Location Charleston, Ill.
Enrollment.....7,526
Nickname..... Panthers
Colors Blue, Gray & White
President Dr. David M. Glassman
Athletic Director..... Tom Michael
Basketball Arena Lantz Arena (5,300)

AROUND THE LEAGUE

PRESEASON 2020-21 OVC RANKINGS

	OVC	Pct.	All	Pct.
UT Martin #	0-0	.000	2-0	1.000
Belmont	0-0	.000	1-0	1.000
Jacksonville State	0-0	.000	1-0	1.000
SIUE	0-0	.000	1-0	1.000
Tennessee Tech.....	0-0	.000	0-0	.000
UT Martin #	0-0	.000	0-0	.000
Belmont.....	0-0	.000	0-1	.000
Morehead State	0-0	.000	0-1	.000
Murray State.....	0-0	.000	0-1	.000
Southeast Missouri *	0-0	.000	0-1	.000
Tennessee State	0-0	.000	0-1	.000
Eastern Kentucky.....	0-0	.000	0-2	.000

As of Nov. 30, 2020

* 19-20 OVC Tournament Champ # 19-20 OVC Regular Season Champ

Career Double-Doubles

Lariah Washington2
Last: 18 points, 10 rebounds vs. UIC (11/25/20)

Abby Wahl.....2
Last: 16 points, 21 rebounds vs. UIC (11/25/20)

Grace McRae.....1
Last: 13 points, 13 rebounds vs. UT Martin (1/3/19)

Career Double Figure Scoring

Karle Pace.....	57
Taylor Steele	46
Abby Wahl	25
Lariah Washington	20
Grace McRae.....	9
Jordyn Hughes	8
Morgan Litwiller	7

Career Double Figure Rebounds

Grace McRae.....	3
Lariah Washington	2
Abby Wahl.....	2
Taylor Steele.....	1

2020-2021 Eastern Illinois Panther Basketball

#	PLAYER	POS	HT	Yr.	HOMETOWN (HIGH SCHOOL/LAST) PLAYER NOTES
1	Kira Arthofer	G	5-8	Jr.	Bettendorf, Ia. (Pleasant Plains) 8 pts and 4 steals vs. LCU; Career-high 8 assist vs SIUE
2	Jordyn Hughes	G	5-8	Jr.	Gurnee, Ill. (Warren Township)..... Scored career-high 24 pts at Lipscomb
3	Briana Mishler	G	5-9	R-So.	Louisville, Ky. (Eastern)..... Career-high 10pts vs Purdue Northwest
5	Jackie Maulucci	G	5-8	Fr.	Fishers, Ind. (Hamilton/Southeastern)
11	Karle Pace	G	5-8	Sr.	Clarksville, Tenn. (Rossview) Season-high 25 points against Eastern Kentucky
12	Paige Schumann	G	5-7	So.	Beaver Dam, Wisc. (Beaver Dam)..... Scored career-high 7 points against TSU
14	Grace McRae	F	5-11	Sr.	Melbourne, Australia (Southern Pen)..... First double-double (13 pts, 13 rebs) vs. UTM; 16p/8r at APSU
15	Taylor Steele	G	5-9	Sr.	Highland, Ind. (Highland) Career-high 23 points at TSU (18-19)
20	Alana Vinson	G	5-11	Fr.	Indianapolis, Ind. (Roncalli).....
21	Haley Cameron	F	6-0	Fr.	Dayton, Ind. (Rhea County) ..
22	Lariah Washington	G	5-9	So.	St. Cloud, Minn. (Apollo) Scored career-high 35 pts at Murray State.
24	Morgan Litwiller	F	5-11	So.	Middlebury, Ind. (Northridge)..... Scored her career high (18) against Austin Peay
32	Parker Stafford	F	6-0	Fr.	Omaha, Neb. (Marian)
41	Abby Wahl	F/C	6-1	Jr.	Santa Claus, Ind. (Heritage Hills)..... Career-high 23 pts at Wisconsin: Career-high 21 rebounds vs UIC

Head Coach: Matt Bollant (Winona State, 1994 - 4th year)

Assistant Coaches: Kyle Simmons, Kevin Templeton, Damonique Miller

Graduate Assistant: Brie Brennan

Athletic Trainer: Jehan Ayap (5th year)

Strength Coach: Joe Niehaus (10th year)

Pronunciation Guide

#1 -- Kira Arthofer kyra art-or-fer
 #5 -- Jackie Maulucci..... Ma-loo-chee
 #20 -- Alana Vinson Ah-la-na
 #22 -- Lariah Washington luh-rye-yuh
 #24 -- Morgan Litwiller Lit-while-ler
 #41 -- Abby Wahl Wall

Panthers Record When...

Leading at the half1-0
 Trailing at the half.....0-0
 Tied at the half0-0

EIU leads in rebounds.....1-0
 Opponent leads in rebounds.....0-0
 Rebounds are equal0-0

EIU has more turnovers1-0
 Opponent has more turnovers0-0
 Turnovers are equal.....0-0

EIU shoots 50% or better.....0-0
 EIU shoots below 40%.....0-0
 Opponent shoots 50% or better.....0-0
 Opponent shoots below 40%0-0

EIU has 65 or fewer points0-0
 EIU has 80 or more points1-0

Opponent scores 65 or fewer0-0
 Opponent score 80 or more.....0-0

Games decided by 1-5 points.....0-0
 Games decided by 6-10 points.....0-0
 Games decided by 11-15 points.....1-0
 Games decided by 16 points or more0-0

Overtime Games0-0

• The Panthers 85-38 win against EIU last season was the largest margin of victory against an OVC opponent in EIU women's basketball history.

• Jordyn Hughes will look to be a spark off the bench for the Panthers. Hughes offers nagging defense against opposing guards, and a smooth jumpshot that can make defenses pay.

• Karle Pace was awarded her first career First Team All-OVC selection after averaging the 4th most points in conference play. She and Lariah Washington were selected for the Preseason All-OVC Team.

• Lariah Washington won the OVC Freshman of the Year last season. Washington is the first EIU player to win this award. She was also named to the OVC First Team

• Abby Wahl grabbed 21 rebounds in the first game of the season vs. UIC. 21 rebounds in a game is the second-most in school history.

• Lariah Washington scored a career-high for any active EIU player with 35 points against Murray State, the second-most for any EIU freshman.

• Karle Pace has 1,115 career points and is the 25th EIU women's basketball player to hit that mark. She currently sits at 20th

• Kira Arthofer was the Panthers leader in assists in the 2019-20 season with 111. She also recorded the second-most steals on the team with 57.

• Taylor Steele missed five weeks of play last season with an illness. She will look to bounce back as a leader of the team. Steele brings an incredible feel for the game and a sweet outside jumper.

• Grace McRae was limited last season do to a nagging back injury. McRae will bring an overall solid offensive and defensive game, along with some needed experience.

• Morgan Litwiller broke out as an offensive threat in her freshman year. With good size and solid guard skills, Litwiller will be a key piece to the Panthers success.

• Paige Schumann enters her sophomore year after a good first year for the Panthers. On a guard heavy Panthers team, Schumann will continue to develop her skills coming off of the bench.

2020-21 BENCH SCORING

Game	EIU	Opp.
UIC (11/25)	20	11
at Northwestern (11/29)		
at Minnesota (12/2)		
Northern Illinois (12/4)		
SIU/WIU (12/5)		
SIUE (12/18)		
at Eastern Kentucky (12/30)		
Tennessee Tech (1/2)		
Murray State (1/7)		
Austin Peay (1/9)		
at SIUE (1/11)		
Morehead State (1/14)		
Eastern Kentucky (1/16)		
at Belmont (1/21)		
at Tennessee State (1/23)		
at UT Martin (1/28)		
at Southeast Missouri (1/30)		
Belmont (2/4)		
Tennessee State (2/6)		
at Jacksonville State (2/11)		
at Tennessee Tech (2/13)		
at Murray State (2/18)		
at Austin Peay (2/20)		
Southeast Missouri (2/25)		
UT Martin (2/27)		
OVC Tournament		
Totals		

2020-2021 POINTS IN THE PAINT

Game	EIU	Opp.
UIC (11/25)	28	34
at Northwestern (11/29)		
at Minnesota (12/2)		
Northern Illinois (12/4)		
SIU/WIU (12/5)		
SIUE (12/18)		
at Eastern Kentucky (12/30)		
Tennessee Tech (1/2)		
Murray State (1/7)		
Austin Peay (1/9)		
at SIUE (1/11)		
Morehead State (1/14)		
Eastern Kentucky (1/16)		
at Belmont (1/21)		
at Tennessee State (1/23)		
at UT Martin (1/28)		
at Southeast Missouri (1/30)		
Belmont (2/4)		
Tennessee State (2/6)		
at Jacksonville State (2/11)		
at Tennessee Tech (2/13)		
at Murray State (2/18)		
at Austin Peay (2/20)		
Southeast Missouri (2/25)		
UT Martin (2/27)		
OVC Tournament		
Totals		

The Last Time...

An EIU player scored 30 points or more...

Lariah Washington (35) at Murray State (Jan. 30, 2020)

An EIU player had 15 rebounds or more...

Abby Wahl (21) vs. UIC (Nov. 25, 2020)

An EIU player had 8 assists or more...

Kira Arthofer (8) vs. Murray State (Feb. 20, 2020)

An EIU player had 6 steals or more...

Taylor Steele (6) vs. Indiana State (Nov. 10, 2019)

An EIU player had 5 blocks or more...

Erica Brown (5) vs. UT Martin (Jan. 18, 2017)

An EIU player made 5 or more 3-pointers...

Taylor Steele (5) vs. Murray State (Feb. 20, 2020)

An EIU player made 10 or more free throws...

Karle Pace (10) at Tennessee State (Feb. 23, 2019)

An EIU player had a double-double...

Abby Wahl (16 pts, 21 reb) vs UIC (Nov. 25, 2020)

An EIU player had a triple-double...

Erica Brown (11 pts, 10 reb, 10 blocks) at Illinois State (Dec. 1, 2016)

EIU had two players post double-doubles in a game...

Nov. 25, 2020 vs. UIC

Abby Wahl (16 pts, 21 reb) and Lariah Washington (18 pts, 10 reb)

EIU had two players score 20 or more points in a game...

February 23, 2018 at Tennessee State

Taylor Steele (23) and Karle Pace (21)

EIU shot over 60 percent from the floor in a game...

EIU shot over 50 percent from the floor in a game...

Feb. 22, 2020 vs. Austin Peay (52.2%)

EIU had five players score in double figures...

Nov. 25, 2020 vs UIC (Steele, Wahl, Washington, Pace, Litwiller)

EIU has six players score in double figures...

Jan. 23, 2012 vs. Tennessee State

EIU made 10 or more 3-pointers in a game...

Feb. 20, 2020 vs. Murray State (10 3-pointers)

EIU had 20 or more assists in a game...

Nov. 16, 2019 vs. UIC (24 assists)

EIU had 10 or more blocked shots in a game...

Jan. 18, 2017 vs. UT Martin (11 blocks)

EIU had 10 or more steals in a game...

Feb. 27, 2020 vs. Southeast Missouri State (11 steals)

EIU scored 100 points in a game...

Dec. 30, 2018 vs. Eureka College (104 points)

EIU won an overtime game...

Feb. 13, 2020 vs. SIUE - W, 77-71 OT

1	Kira Arthofer 5-8, Jr., Guard Bettendorf, IA	G 1	FG 0-1 .000	3FG 0-1 .000	FT 0-0	Pts 0	Reb 4	Ast 3	-Scored a career-high 10 points against Valparaiso -Recorded a career-high 8 assists vs Murray State -Recorded more assists than points (109 ast, 103 pts) -Panthers leader in assists in 2019-20 (109)
2	Jordyn Hughes 5-8, Jr., Guard Gurnee, IL	G 1	FG 0-3 .000	3FG 0-3 .000	FT 2-2 1.000	Pts 2	Reb 0	Ast 2	-Scored a career high 24 points against Lipscomb -Netted four assists vs Evansville -Scored 24 points twice in 2019-20
3	Briana Mishler 5-9, R-So., Guard Louisville, KY	G 1	FG 2-5 .400	3FG 2-4 .500	FT 0-0 .000	Pts 6	Reb 1	Ast 1	-Played her first game for EIU against UIC
5	Jackie Maulucci 5-8, Fr., Guard Fishers, IN	G 0	FG	3FG	FT	Pts 0	Reb 0	Ast 0	-Back-to-back 25 point games at EKU & MSU -Leads the team in steals on the team with 57 -450 points on the season thus far -Averaging 18.1 points in conference play -Career high in assists vs UT Martin (9)
11	Karle Pace 5-8, Sr., Guard Clarksville, TN	G 1	FG 4-11 .364	3FG 0-4 .000	FT 4-4 1.000	Pts 12	Reb 7	Ast 3	-First Team All-OVC in 2019-20 -Preseason All-OVC in 2020-21 -Has 1,103 career points (ranks 21 in EIU history) -Teams leading scorer for the past two seasons -Led the Panthers in steals last season (64)
12	Paige Schumann 5-8, So., Guard Beaver Dam, WI	G 1	FG 0-1 .000	3FG 0-1 .000	FT 0-0 .000	Pts 0	Reb 0	Ast 2	-Played in her first game vs Lindenwood -Scored her first career point vs Lindenwood -Made her first three-pointer against UIC -Scored career-high 7 points at TSU
14	Grace McRae 5-11, Sr., Forward Melbourn, Australia	G 1	FG 1-1 1.000	3FG 0-0 .000	FT 0-0	Pts 2	Reb 0	Ast 0	-Played 2 minutes against UIC -Scored first points of the season against EKU -Scored a season high 7 points against MSU -Limited playing-time due to a back injury
15	Taylor Steele 5-9, Sr., Guard Highland, Ind.	G 1	FG 3-6 .500	3FG 1-3 .333	FT 3-4 .750	Pts 10	Reb 1	Ast 4	-Had 6 steals vs Indiana State -Season-high in points with 17 against Murray State -Returned to play against SIUE after an illness kept her sidelined for five weeks -Had a career-high 13 rebounds against Lipscomb
20	Alana Vinson 5-11, Fr., Guard Indianapolis, IN	G 0	FG	3FG	FT	Pts 0	Reb 0	Ast 0	
21	Hailey Cameron 6-0, Fr., Forward Dayton, TN	G 0	FG	3FG	FT	Pts 0	Reb 0	Ast 0	
22	Lariah Washington 5-9, So., Guard St. Cloud, MN	G 1	FG 6-12 .500	3FG 3-5 .600	FT 3-6 .500	Pts 18	Reb 10	Ast 2	-Scored career high 35 points at Murray State -First Team All-OVC and Preseason All-OVC -Recorded first career double-double vs UIC -Won four OVC Freshman of the Year in 2019-20
24	Morgan Litwiller 5-11, So., Forward Middlebury, IN	G 1	FG 6-13 .462	3FG 3-6 .500	FT 1-2 .500	Pts 16	Reb 7	Ast 2	-Scored her first career points vs Loyola-Chicago -Scored her career high 18 against Austin Peay -Grabbed 7 rebounds against EKU -First career start vs UT Martin
32	Parker Stafford 6-0, Fr., Forward Omaha, NE	G 0	FG	3FG	FT	Pts 0	Reb 0	Ast 0	
41	Abby Wahl 6-1, So., Forward Santa Claus, IN	G 1	FG 5-12 .417	3FG 0-1 .000	FT 6-6 1.000	Pts 16	Reb 21	Ast 0	-Scored career high 23 at Wisconsin -Grabbed career high 21 rebounds vs UIC -OVC Player of the Week the first week of the season -Panthers leading rebounder in 2019-20

EASTERN ILLINOIS PANTHER HIGHS

	SEASON HIGH	CAREER HIGH
1 Kira Arthofer	P - R - 4 vs UIC (11/25/20) A - 3 vs UIC (11/25/20)	P - 10 vs Valparaiso (12/30/19) R - 7 vs UT Martin (1/24/20)* (2) A - 8 vs Murray State (2/20/20)* (3)
2 Jordyn Hughes	P - R - A - 2 vs UIC (11/25/20)	P - 24 at Lipscomb (12/1/19)* (2) R - 5 at JSU (1/10/19) A - 4 vs Lincoln Christian (11/12/18)
3 Briana Mishler	P - 6 vs UIC (11/25/20) R - 1 vs UIC (11/25/20) A - 1 vs UIC (11/25/20)	P - 10 vs Purdue Northwest (11/6/18) R - 1 vs UIC (11/25/20) A - 3 vs. Purdue Northwest (11/6/18)
5 Jackie Maulucci	P - R - A -	P - R - A -
11 Karle Pace	P - 12 vs UIC (11/25/20) R - 7 vs UIC (11/25/20) A - 3 vs UIC (11/25/20)	P - 31 at Tennessee State (1/27/18) R - 7 vs UIC (11/25/20)* (3) A - 9 vs UT Martin (1/23/20)
12 Paige Schumann	P - R - A - 2 vs UIC (11/25/20)	P - 7 vs EKU (2/6/20)* (2) R - 3 vs EKU (2/6/20) A - 3 vs EKU (2/6/20)* (2)
14 Grace McRae	P - 2 vs UIC (11/25/20) R - A -	P - 16 at Austin Peay (2/9/19) R - 13 vs UT Martin (1/3/19) A - 5 vs Western Illinois (12/7/18)
15 Taylor Steele	P - 10 vs UIC (11/25/20) R - 1 vs UIC (11/25/20) A - 4 vs UIC (11/25/20)	P - 23 at Tennessee State (2/23/19) R - 13 at Lipscomb (12/1/19) A - 5 at UTM (1/24/19)
20 Alana Vinson	P - R - A -	P - R - A -
21 Haley Cameron	P - R - A -	P - R - A -
22 Lariah Washington	P - 18 vs UIC (11/25/20) R - 10 vs UIC (11/25/20) A - 2 vs UIC (11/25/20)	P - 35 at Murray State (1/30/20) R - 12 at UIC (11/16/19) A - 4 at UIC (11/16/19)
24 Morgan Litwiller	P - 16 vs UIC (11/25/20) R - 7 vs UIC (11/25/20) A - 2 vs UIC (11/25/20)	P - 18 at Austin Peay (2/1/20) R - 7 vs UIC (11/25/20) *(3) A - 3 at Austin Peay (2/1/20)
41 Abby Wahl	P - 16 vs UIC (11/25/20) R - 21 vs UIC (11/25/20) A -	P - 23 at Wisconsin (11/26/19) R - 21 vs UIC (11/25/20) A - 2 vs UNO (12/7/19)* (2)

* Indicates has happened more than one time & last time occurred is listed (#of times in parenthesis)

Official Basketball Box Score -- Game Totals -- Final Statistics
Lindenwood vs Eastern Illinois
11/5/19 6pm at Lantz Arena

Lindenwood 66 • 0-0

#	Player	Total		3-Ptr		Rebounds			PF	TP	A TO Blk Stl				Min
		FG-FGA	FG-FGA	FT-FTA	Off Def Tot	PF	TP	A TO Blk Stl							
04	Handy, Hennessey	* 0-5	0-1	3-4	0 3 3	2	3	2 5 0 0	0	26					
15	Fuhring, Devin	* 5-12	1-4	1-2	0 2 2	3	12	1 4 0 2	2	32					
22	Ruzevich, Julia	* 3-9	0-1	4-5	3 1 4	1	10	2 0 0 0	0	27					
25	Bildner, Kallie	* 4-6	0-1	2-4	2 7 9	2	10	1 2 0 1	24						
30	Medlen,Lindsay	* 3-3	1-1	1-1	0 1 1	5	8	4 1 1 1	23						
00	Flood, Sydney	0-0	0-0	1-2	0 0 0	0	1	0 0 0 0	2						
02	Bain, Jamie	4-5	4-5	0-0	0 1 1	3	12	0 5 1 1	17						
05	Benzschawel, Emily	1-2	0-0	0-0	0 1 1	0	2	0 0 0 0	5						
13	Borrowman, Blair	0-0	0-0	0-0	0 0 0	0	0	0 0 0 0	2						
20	McCorkle, Ellen	2-5	0-0	0-0	2 2 4	0	4	0 0 0 0	14						
21	Guese, Kenzie	0-0	0-0	1-2	0 1 1	1	1	0 0 0 0	7						
24	Montgomery, McKenna	0-2	0-2	0-0	0 0 0	0	0	0 0 0 0	3						
44	Ruzevich, Kate	1-3	0-0	1-3	3 3 6	1	3	1 1 0 0	18						
Team					0 2 2			1							
Totals		23-52	6-15	14-23	10 24 34	18	66	11 19 2 5	200						

1st - FG %:	9-13	69.2%	2nd: 6-13	46.2%	3rd: 6-14	42.9%	4th: 2-12	16.7%	Game: 23-52	44.2%	Deadball
3FG %:	4-4	100.0%	0-2	0.0%	2-6	33.3%	0-3	0.0%	6-15	40.0%	Rebounds
FT %:	1-2	50.0%	2-3	66.7%	5-8	62.5%	6-10	60.0%	14-23	60.9%	4

Eastern Illinois 88 • 1-0

#	Player	Total		3-Ptr		Rebounds			PF	TP	A TO Blk Stl				Min
		FG-FGA	FG-FGA	FT-FTA	Off Def Tot	PF	TP	A TO Blk Stl							
01	ARTHOFFER, KIRA	* 3-8	1-2	0-0	1 0 1	1	7	5 2 0 2	36						
11	PACE, KARLE	* 6-15	3-6	4-5	2 4 6	3	19	3 1 0 4	27						
15	STEELE, TAYLOR	* 5-7	1-1	2-2	1 4 5	2	13	3 7 0 2	35						
22	WASHINGTON, LARIAH	* 0-3	0-1	1-2	0 2 2	5	1	2 0 0 2	13						
41	WAHL, ABBY	* 7-10	3-3	0-0	1 5 6	3	17	2 1 1 1	31						
02	HUGHES, JORDYN	9-15	4-7	2-2	0 2 2	2	24	3 0 0 0	27						
12	SCHUMANN, PAIGE	0-2	0-0	1-2	0 0 0	0	1	0 0 0 0	6						
14	MCRAE, GRACE	0-0	0-0	0-0	0 0 0	0	0	0 0 0 0	2						
25	STAN, CLAUDIA	2-2	0-0	2-3	1 1 2	0	6	0 0 1 0	4						
32	NEHLS, JENNIFER	0-0	0-0	0-0	2 4 6	3	0	2 0 0 1	17						
44	TELLEZ, CAMINO	0-0	0-0	0-0	0 1 1	0	0	0 0 0 0	2						
Team					1 1 2	1									
Totals		32-62	12-20	12-16	9 24 33	20	88	20 11 2 12	200						

1st - FG %:	9-18	50.0%	2nd: 7-13	53.8%	3rd: 7-15	46.7%	4th: 9-18	50.0%	Game: 32-62	51.6%	Deadball
3FG %:	4-4	100.0%	3-4	75.0%	3-4	75.0%	2-8	25.0%	12-20	60.0%	Rebounds
FT %:	3-4	75.0%	5-6	83.3%	4-5	80.0%	0-1	0.0%	12-16	75.0%	1

Officials: LaSha Hopson, Trye Miles, Jamie Cavileer

Technical fouls: Lindenwood-None. Eastern Illinois-None.

Attendance: 511

Score by periods	1st	2nd	3rd	4th	Total
Lindenwood	23	14	19	10	66
Eastern Illinois	25	22	21	20	88

In	Off	2nd	Fast	
Paint	T/O	Chance	Break	Bench
LWU 32	13	16	0	23
EIU 34	26	8	3	31

Score tied - 3 times.

Lead changed - 7 times.

Last FG - LWU 4th-03:43, EIU 4th-00:29.
Largest lead - LWU by 4 1st-07:54, EIU by 23 4th-00:29.
LWU led for 05:59. EIU led for 32:11. Game was tied for 01:50.

Official Basketball Box Score -- Game Totals -- Final Statistics
INDIANA STATE vs Eastern Illinois
11/10/19 2pm at Charleston, Ill

INDIANA STATE 59 • 1-1

#	Player	Total		3-Ptr		Rebounds			PF	TP	A TO Blk Stl				Min
		FG-FGA	FG-FGA	FT-FTA	Off Def Tot	PF	TP	A TO Blk Stl							
05	Hunter,Marie	* 1-6	0-0	0-0	3 3 6	1	2	2 5 0 1	21						
13	Echi,LeAndra	* 4-9	1-3	2-6	2 10 12	2	11	0 5 0 2	36						
14	Westerfeld,Hattie	* 2-6	0-0	0-2	3 1 4	4	4	0 1 0 0	24						
32	McChristine,Jamyra	* 3-5	0-0	0-0	1 5 6	5	6	0 1 0 3	20						
51	Williams,Del'Janee	* 2-10	1-6	4-5	2 2 4	1	9	3 3 1 1	35						
02	Pitzer,Sommer	5-8	2-3	1-1	1 3 4	1	13	1 4 0 3	22						
24	Elder,Jasmine	3-6	0-3	1-1	0 2 2	3	7	1 2 1 0	17						
33	Dean,Pearl	2-4	0-0	1-2	0 2 2	1	5	0 0 0 0	8						
42	Robben,Alyssa	0-0	0-0	0-0	0 1 1	1	0	0 1 0 0	4						
44	Anderson,Caitlin	1-2	0-0	0-0	1 1 2	0	2	0 1 0 0	13						
Team					2 1 3										
Totals		23-56	4-15	9-17	15 31 46	19	59	7 23 2 10	200						

1st - FG %:	7-12	58.3%	2nd: 6-20	30.0%	3rd: 6-12	50.0%	4th: 4-12	33.3%	Game: 23-56	41.1%	Deadball
3FG %:	0-0	0.0%	3-6	50.0%	1-4	25.0%	0-5	0.0%	4-15	26.7%	Rebounds
FT %:	0-0	0.0%	2-3	66.7%	4-6	66.7%	3-8	37.5%	9-17	52.9%	4

Eastern Illinois 57 • 1-1

#	Player	Total		3-Ptr		Rebounds			PF	TP	A TO Blk Stl				Min
		FG-FGA	FG-FGA	FT-FTA	Off Def Tot	PF	TP	A TO Blk Stl							
01	ARTHOFFER, KIRA	* 2-5	0-0	0-2	0 2 2	3	4	2 5 0 1	33						
11	PACE, KARLE	* 6-15	2-5	6-12	1 3 4	1	20	5 2 0 3	32						
15	STEELE, TAYLOR	* 6-13	1-4	2-2	1 4 5	1	15	2 1 0 6	38						
22	WASHINGTON, LARIAH	* 0-6	0-2	0-0	1 2 3	1	0	2 1 0 0	14						
41	WAHL, ABBY	* 7-10	1-2	1-2	1 4 5	4	16	0 1 0 1	33						
02	HUGHES, JORDYN	1-4	0-2	0-0	0 2 2	2	2	0 0 0 0	23						
31	LITWILLER, MORGAN	0-0	0-0	0-0	0 0 0	0	0	0 0 0 0	3						
32	NEHLS, JENNIFER	0-1	0-0	0-0	0 2 2	4	0	1 2 1 1	24						
Team					1 3 4										
Totals		22-54	4-15	9-18	5 22 27	16	57	12 12 1 13	200						

1st - FG %:	7-17	41.2%	2nd: 5-13	38.5%	3rd: 5-13	38.5%	4th: 5-11	45.5%	Game: 22-54	40.7%	Deadball
3FG %:	2-5	40.0%	2-3	66.7%	0-5	0.0%	0-2	0.0%	4-15	26.7%	Rebounds
FT %:	3-4	75.0%	1-4	25.0%	1-4	25.0%	4-6	66.7%	9-18	50.0%	5

Officials: Royce Blevins, Molly Caldwell, Angel Kent

Technical fouls: INDIANA STATE-None. Eastern Illinois-None.

Attendance: 632

Score by periods	1st	2nd	3rd	4th	Total
INDIANA STATE	14	17	17	11	59
Eastern Illinois	19	13	11	14	57

In	Off	2nd	Fast	
Paint	T/O	Chance	Break	Bench
INS 30	15	10	2	27
EIU 30	22	5	2	2

Last FG - INS 4th-00:57, EIU 4th-00:05.
Largest lead - INS by 7 3rd-02:04, EIU by 6 2nd-01:14.
INS led for 26:51. EIU led for 10:51. Game was tied for 02:18.

Score tied - 4 times.

Lead changed - 4 times.

Official Basketball Box Score -- Game Totals -- Final Statistics
LOYOLA-CHICAGO vs Eastern Illinois
11/13/19 12pm at Charleston, Ill.

LOYOLA-CHICAGO 67 • 3-0

#	Player	Total		3-Ptr		Rebounds			PF	TP	A TO Blk Stl				Min
		FG-FGA	FG-FGA	FT-FTA	Off Def Tot	PF	TP	A TO Blk Stl							
02	Rice, Ellie	* 1-5	0-2	0-0	1 1 2	2	2	2 1 0 2	33						
04	O'Connor, Abby	* 4-13	2-6	2-2	1 7 8	4	12	4 3 2 1	42						
05	Wallace, Tiara	* 1-3	0-0	0-2	1 3 4	1	2	5 5 0 3	39						
11	Gonzales, Janae	* 8-14	7-12	1-2	1 1 2	2	24	2 1 0 2	46						
21	Day, Allison	* 3-4	0-0	0-0	0 2 2	0	6	0 1 0 0	19						
01	Johnson, Jala	3-10	0-1	2-3	1 2 3	3	8	3 2 0 1	16						
03	Meyer, Alexis	0-0	0-0	0-0	1 0 1	0	0	0 0 0 0	3						
02	Galanopoulos, Sam	0-1	0-0	0-0	0 1 1	2	0	1 3 0 1	16						
32	Nolan, Kat	6-9	0-1	1-1	2 5 7	3	13	1 1 1 1	33						
55	Hoefling, Julia	0-0	0-0	0-0	0 1 1	0	0	0 0 0 0	3						
Team					3 4 7										
Totals		26-59	9-22	6-10	11 27 38	17	67	18 17 3 11	250						

Eastern Illinois 51 • 1-2

Total	3-Ptr	Rebounds
1st - FG %:	4-13	30.8%
2nd: 7-20	35.0%	3rd: 9-16
4th: 6-10	60.0%	Game: 26-59
Deadball		
3FG %:	2-5	40.0%
3-9	33.3%	2-6
		33.3%
		2-2
		100.0%
		9-22
		40.9%
		Rebounds

Official Basketball Box Score -- Game Totals -- Final Statistics
Eastern Ill. vs Evansville
11/19/19 6:00 pm at

Eastern Ill. 90 • 3-2,0-0 OVC

#	Player	Total		3-Ptr	Rebounds		PF	TP	A	TO	Blk	Stl	Min
		FG-FGA	FT-FTA		Off	Def							
41	WAHL, ABBY	f 3-9	0-2	3-4	6	3	9	2	4	2	1	0	29
01	ARTHOFFER, KIRA	g 2-7	0-2	0-0	3	3	6	3	9	3	3	0	26
11	PACE, KARLE	g 6-13	0-1	5-7	4	3	7	0	17	3	5	0	31
15	STEELE, TAYLOR	g 4-10	1-5	3-3	2	4	6	1	12	0	4	1	29
22	WASHINGTON, LARIAH	g 5-13	1-4	3-4	0	4	4	2	14	1	1	0	27
02	HUGHES, JORDYN	4-7	2-2	0-0	1	2	3	3	10	4	1	0	22
25	SCHUMANN, PAIGE	1-1	0-0	0-0	0	1	1	0	2	1	0	0	10
25	STAN, CLAUDIA	6-8	0-0	0-0	3	0	3	0	12	0	0	0	17
31	LITWILLER, MORGAN	1-3	0-2	1-2	0	2	2	3	1	0	0	0	12
32	NEHLS, JENNIFER	1-1	1-1	0-0	0	1	1	3	1	0	0	0	12
44	TELLEZ, CAMINO	2-2	0-0	0-0	0	0	0	0	4	2	1	0	3
Team					0	5	5						
Totals		35-74	5-19	15-20	19	28	47	14	90	18	16	1	200
1st - FG %: 8-19 42.1% 2nd: 4-16 25.0% 3rd: 9-16 56.3% 4th: 14-23 60.9% Game: 35-74 47.3% Deadball Rebounds 3													
3FG %: 1-4 25.0% 1-6 16.7% 2-5 40.0% 1-4 25.0% 5-19 26.3% 15-20 75.0%													
FT %: 4-6 66.7% 4-6 66.7% 6-7 85.7% 1-1 100.0%													

Evansville 44 • 1-3,0-0 MVC

#	Player	Total		3-Ptr	Rebounds		PF	TP	A	TO	Blk	Stl	Min
		FG-FGA	FT-FTA		Off	Def							
05	Jada Poland	f 1-3	0-1	0-0	1	6	7	1	2	0	2	1	25
14	Abby Feit	f 4-8	2-5	0-0	1	6	7	2	10	0	4	2	32
01	Anna Newman	g 0-5	0-3	4-4	0	0	0	0	4	3	3	0	21
21	A'Niah Griffin	g 1-4	1-3	1-2	0	0	0	3	4	0	2	1	0
4	Alexis Thomas	g 1-2	1-1	3-3	1	0	1	1	6	1	1	0	14
02	NaTaya Partee	0-0	0-0	0-0	0	0	0	1	0	1	0	0	5
04	MaKayla Wallace	0-4	0-2	2-2	0	1	1	4	2	4	3	0	18
10	Felicia Bostrom	1-2	0-1	1-1	0	0	0	2	3	1	0	0	13
12	Sydney Tucker	3-6	2-4	0-0	0	1	1	1	8	0	3	1	14
15	Sydne Caddy	0-0	0-0	0-0	0	0	0	0	0	1	0	0	5
22	Jossie Hudson	1-4	0-0	0-0	2	1	3	4	2	0	5	0	14
32	Kayla Casteel	1-9	1-5	0-0	0	3	3	0	3	0	6	0	16
42	Kaylan Coffman	0-0	0-0	0-0	0	2	2	0	0	0	1	2	5
52	Alva Soderberg	0-0	0-0	0-0	0	0	0	0	0	0	0	0	7
Team					1	2	3						
Totals		13-47	7-25	11-12	6	22	28	19	44	10	31	7	200
1st - FG %: 4-10 40.0% 2nd: 3-12 25.0% 3rd: 2-10 20.0% 4th: 4-15 26.7% Game: 13-47 27.7% Deadball Rebounds 1													
3FG %: 4-7 57.1% 2-7 28.6% 0-5 0.0% 1-6 16.7% 7-25 28.0% 11-12 91.7%													
FT %: 3-4 75.0% 2-2 100.0%													

Officials: Josh Hall, Molly Caldwell, Felicia Grinter
Technical fouls: Eastern Ill.-None. Evansville-None.
Attendance: 486
2019-20 Women's Basketball. Round: 0. Eastern Ill. vs Evansville. Played at Me

Score by periods	1st	2nd	3rd	4th	Total
Eastern Ill.	21	13	26	30	90
Evansville	15	10	6	13	44

Last FG - EUU 4th-00:36, Evans 4th-01:35.
Largest lead - EUU by 46 4th-00:36, Evans None.
EUU led for 39:47, Evans led for 00:00. Game was tied for 00:13.

Score tied - 0 times.
Lead changed - 0 times.



Official Basketball Box Score - Final
Eastern Ill. at Wisconsin
11/27/19 Kohl Center, Madison
2019-20 Women's Basketball
Game Time: 1:00 AM
Game Duration: 1:50
Attendance: 3,564

Officials: Brian Hall, Angie Enlund, Missy Brooks

Eastern Ill. - 55

Record: 3-3

NO. Name	Min	FG M-A	3P M-A	FT M-A	Rebounds		Fouls	PF	FD	TP	AS	TO	ST	Blocks		Shooting By Period
					OR	DR								BS	BA	
14 Abby Wahl	F 31:58	9-16	3-6	2-2	1	6	7	2	2	23	0	1	0	0	0	1st FG% 6-15 40.0%
11 Kira Arthofer	G 23:11	0-3	0-0	0-0	1	2	3	4	0	0	2	5	1	1	0	3PT% 3-6 50.0%
11 Kira Pace	G 34:29	2-10	1-4	3-4	0	4	4	2	2	8	5	0	0	0	1	FT% 0-0 0%
15 Taylor Steele	G 34:34	5-14	3-7	2-2	0	4	4	1	4	15	2	1	0	1	0	2nd FG% 4-15 26.7%
22 Lariah Washington	G 28:59	1-5	0-2	0-0	0	4	4	3	4	2	1	2	4	1	0	3PT% 1-5 20.0%
2 Jordyn Hughes	G 17:28	2-5	1-2	0-0	0	3	3	3	0	5	0	2	0	0	0	FT% 4-4 100%
32 Jennifer Nehls	11:56	1-1	0-0	0-0	1	1	2	3	0	2	1	2	3	0	0	3rd FG% 3-10 30.0%
12 Morgan Litwiler	09:31	0-1	0-1	0-0	0	2	2	2	0	0	0	1	0	0	0	3PT% 1-4 25.0%
12 Paige Schumann	06:52	0-1	0-0	0-0	0	0	0	0	1	0	0	1	1	0	0	FT% 1-2 50%
25 Claudia Stan	01:02	0-0	0-0	0-0	0	0	0	0	0	0	0	0	0	0	0	4th FG% 7-16 43.8%
Team					2	2	4			0	0					3PT% 3-7 42.9%
Totals		20-56	8-22	7-8	5	28	33	21	12	55	12	15	8	3	1	FT% 2-2 100%
Technical Fouls: NONE																
Dead Ball Rebounds: 0																

Wisconsin - 63

Record: 4-1

NO. Name	Min	FG M-A	3P M-A	FT M-A	Rebounds		Fouls	PF	FD	TP	AS	TO	ST	Blocks		Shooting By Period
					OR	DR								BS	BA	
14 Abby Laszewski	F 20:59	3-5	0-0	4-7	1	7	8	4	5	10	0	0	1	1	0	1st FG% 7-18 38.9%
34 Imani Lewis	F 33:11	5-11	0-0	5-6	3	5	8	2	7	15	2	4	3	0	1	3PT% 3-7 42.9%
3 Suzanne Greath	G 30:57	5-13	0-0	1-2	3	3	0	0	15	0	2	0	0	1	2	FT% 5-6 83.3%
5 Julie Pospisilova	G 30:53	2-10	1-5	1-2	2	3	5	1	1	6	2	1	0	0	0	2nd FG% 3-15 20.0%
10 Kendra Van Leeuwen	G 30:57	1-3	0-0	2-4	2	4	6	2	3	4	7	3	1	0	0	3PT% 2-6 33.3%
22 Niya Beverley	22:17	2-7	1-3	1-2	0	2	2	1	3	6	2	4	0	0	0	FT% 1-4 25%
40 Tara Stauffacher	21:45	3-5	1-1	0-2	4	6	10	0	2	7	0	0	0	0	0	3rd FG% 6-16 37.5%
46 Alex Luehring	07:47	0-5	0-3	0-0	0	0	0	2	0	0	0	0	1	0	1	3PT% 1-7 14.3%
41 Sara Stapleton	00:20	0-0	0-0	0-0	0	0	0	0	0	0	0	0	0	0	0	FT% 4-5 80%
15 Kara Crowley	00:28	0-0	0-0	0-0	0	0	0	0	0	0	0	0	0	0	0	4th FG% 5-10 50.0%
20 Diamond Bragg	00:26	0-0	0-0	0-0	0	0	0	0	0	0	0	0	0	0	0	3PT% 2-3 66.7%
Team					1	3	4			0	0					FT% 3-8 37.5%
Totals		21-59	8-23	13-23	14	32	46	12	21	63	13	14	6	1	3	GM FG% 21-59 35.6%
Technical Fouls: NONE																
Dead Ball Rebounds: 5																

Biggest lead	EI	UW	Points from		Period by Period Scoring				
			Turnovers	11	10	1st	2nd	3rd	4th
Best Scoring Run	3 (1st 7:44)	17 (4th 6:04)	Paint	22	24				
Lead Changes	2		Second Chance	4	16	EI	15	13	8
Times Tied	1		Fast Breaks	10	15		19	55	
Time with Lead	01:37	37:20	Bench	7	13	UW	22	9	17

Official Basketball Box Score -- Game Totals -- Final Statistics
UNO vs Eastern Illinois
12/7/19 1 PM at Charleston, Ill

UNO 52 • 4-6

#	Player	Total		3-Ptr	Rebounds		PF	TP	A	TO	Blk	Stl	Min
		FG-FGA	FT-FTA		Off	Def							
05	PilaKouta,Elena	* 0-1	0-0	1-2	1	0	1	0	1	0	3	0	8
10	Ogier,Ella	* 0-4	0-1	0-0	0	3	3	2	0	1	5	1	23
11	Killian,Claire	* 2-12	0-6	0-0	0	1	1	0	4	1	2	0	37
12	Ekdahl,Mikaela	* 0-3	0-2	0-0	1	0	1	2	0	2	3	0	21
25	Filer,Josie	* 3-7	1-3	1-3	3	4	7	3	8	0	0	0	27
01	Schmitt,Sarah	0-0	0-0	0-0	0	0	0	0	0	0	1	0	2
02	Carter,Rayanna	3-8	1-2	2-2	0	2	2	2	9	5	1	0	20
03	Felici,Akili	4-7	3-5	0-0	0	3	3	2	11	0	1	0	19

Official Basketball Box Score - Final
Eastern Ill. at Northern Ill.
12/19/19 Convocation Center, DeKalb, IL
2019-20 Women's Basketball

Game Time: 7:00 PM
Game Duration: 1:44
Attendance: 520

Western Ill. 52 • 6-7,0-0 Summit L

#	Player	Total		3-Ptr		Rebounds			PF	TP	A	TO	Blk	Stl	Min
		FG	FGA	FG	FGA	Off	Def	Tot							
54	Evan Zars	f	4-6	0-0	1-2	3	9	12	3	9	2	5	2	3	30
01	Annabel Graettinger	g	2-9	0-3	6-9	0	0	0	2	10	1	3	0	6	36
04	Danni Nichols	g	1-5	1-4	3-6	1	5	6	2	6	1	2	0	2	28
13	Olivia Kaufmann	g	4-9	0-3	4-4	1	1	2	4	12	2	4	0	0	30
21	Grace Gilmore	g	1-4	0-2	1-3	0	0	0	2	3	0	0	0	0	30
00	Carla Flores		1-6	1-3	0-0	0	3	3	4	3	1	1	0	4	20
14	Elizabeth Lutz		1-6	0-2	1-2	1	0	1	1	3	2	0	0	1	13
34	Sam Pryor		3-7	0-4	0-0	0	1	1	0	6	0	1	0	1	13
Team						1	2	3							
Totals			17-52	2-21	16-26	7	21	28	18	52	9	17	2	17	200
1st - FG %:		5-13	38.5%	2nd: 4-10	40.0%	3rd: 5-15	33.3%	4th: 3-14	21.4%	Game: 17-52	32.7%	Deadball			
3FG %:		0-5	0.0%	0-1	0.0%	2-9	22.2%	0-6	0.0%	2-21	9.5%	Rebounds			
FT %:		6-9	66.7%	5-6	83.3%	0-2	0.0%	5-9	55.6%	16-26	61.5%	3			

Eastern Ill. 60 • 6-4,0-0 OVC

#	Player	Total		3-Ptr		Rebounds			PF	TP	A	TO	Blk	Stl	Min
		FG	FGA	FG	FGA	Off	Def	Tot							
41	WAHL, ABBY	f	7-14	1-3	4-6	3	3	6	1	19	0	2	0	0	32
01	ARTHOFFER, KIRA	g	0-3	0-0	0-0	0	5	5	2	0	2	2	0	3	30
11	PACE, KARLE	g	6-13	4-7	5-10	1	5	6	3	21	1	4	0	2	35
15	STEELE, TAYLOR	g	2-6	1-3	2-2	0	4	4	4	7	2	4	0	1	26
22	WASHINGTON, LARIAH	g	1-4	0-1	0-0	1	4	5	1	2	0	5	0	0	19
02	HUGHES, JORDYN		0-0	0-0	0-0	0	0	0	3	0	1	2	0	0	9
12	SCHUMANN, PAIGE		0-1	0-1	2-2	0	1	1	1	2	2	0	0	1	12
25	STAN, CLAUDIA		1-3	0-0	0-2	5	2	7	1	2	1	0	2	1	9
31	LITWILLER, MORGAN		2-4	1-1	0-0	1	5	6	5	5	1	5	0	1	18
32	NEHLS, JENNIFER		1-2	0-0	0-0	1	1	2	2	2	0	2	0	0	10
Team						0	5	5							
Totals			20-50	7-16	13-22	12	35	47	23	60	10	27	2	9	200
1st - FG %:		6-17	35.3%	2nd: 6-13	46.2%	3rd: 6-12	50.0%	4th: 2-8	25.0%	Game: 20-50	40.0%	Deadball			
3FG %:		2-4	50.0%	3-6	50.0%	2-3	66.7%	0-3	0.0%	7-16	43.8%	Rebounds			
FT %:		1-2	50.0%	2-2	100.0%	2-2	100.0%	8-16	50.0%	13-22	59.1%	6			

Officials: LaSha Hopson,John Mariani,Troy Ramey
Technical fouls: Western Ill.-None. Eastern Ill.-None.
Attendance: 188

2019-20 Women's Basketball. Round: 0. Eastern Ill. vs Western Ill.. Played at

Score by periods	1st	2nd	3rd	4th	Total
Western Ill.	16	13	12	11	52
Eastern Ill.	15	17	16	12	60

Points	In	Off	2nd	Fast	Break	Bench
WU	26	26	2	8	12	
EUI	22	15	10	11	11	

Last FG - WIU 4th-00:43, EUI 4th-07:11.
Largest lead - WIU by 2 1st-09:40, EUI by 9 2nd-04:58.
Score tied - 6 times.
Lead changed - 3 times.

Eastern Ill. - 48

Record: 5-4

NO.	Name		Min	FG M-A	3P M-A	FT M-A	Rebounds OR DR TOT	Fouls PF FD	TP	AS	TO	ST	Blocks BS BA	+/-	
41	Abby Wahl	F	31:33	8-19	0-5	2-3	3 8 11	1 2	18	1	0	0	0	-8	
1	Kira Arthofer	G	25:50	1-4	0-0	0-0	1 6 7	3 0	2	2	3	1	0	2	
11	Karle Pace	G	29:45	0-7	0-5	0-2	1 1 2	2 3	0	2	1	0	0	-11	
15	Taylor Steele	G	30:44	5-13	1-6	1-2	0 3 3	4 2	12	2	2	0	0	-11	
22	Lariah Washington	G	31:02	3-10	1-5	0-0	1 5 6	2 0 7	1	2	0	1	0	-8	
2	Jordyn Hughes		19:05	2-9	2-6	0-0	1 2 3	0 0 6	0	3	3	0	0	-10	
31	Morgan Litwiller		12:16	0-2	0-2	0-0	0 1 1	1 1 0	0	0	0	1	0	-8	
32	Jennifer Nehls		15:21	1-1	1-1	0-0	0 2 2	2 0 3	1	1	3	0	0	-8	
12	Paige Schumann		04:24	0-1	0-0	0-0	0 0 0	1 0 0	0	1	0	1	0	3	
Team							2 6 8		0	2					
Totals					20-66	5-30	3-7	9 34 43	16 8	48	10	14	9	1 2	-13

Technical Fouls: NONE

Shooting By Period		
1st FG%	6-18	33.3%
3PT%	1-5	20.0%
FT%	1-2	50%
2nd FG%	7-15	46.7%
3PT%	2-6	33.3%
FT%	1-1	100%
3rd FG%	5-20	25.0%
3PT%	1-13	7.7%
FT%	0-0	0%
4th FG%	2-13	15.4%
3PT%	1-6	16.7%
FT%	1-4	25%
GM FG%	20-66	30.3%
3PT%	5-30	16.7%
FT%	3-7	42.9%

Dead Ball Rebounds: 2, 0

Northern Ill. - 61

Record: 4-5

NO. Name		Min	FG M-A	3P M-A	FT M-A	Rebounds OR DR TOT	Fouls PF FD	TP	AS	TO	ST	Blocks BS BA	+/-
4 Courtney Woods	F	36:31	7-16	5-11	6-7	0 6 6	1 7	25	3	2	3	0	1 9
12 Riley Blackwell	F	21:07	1-6	0-3	0-0	0 4 4	1 0	2	1	3	0	0 0	-9
3 Ally May	F	19:52	2-4	0-0	0-0	2 4 6	2 0	4	1	0	0	2 0	4
15 Grace Hunter	G	23:03	4-8	1-5	0-0	0 2 2	0 2	9	2	1	0	0 0	2
23 Myia Starks	G	32:49	0-8	0-0	2-4	1 6 7	0 2	2	1	2	1	0 0	15
3 Gabby Nikitinaite		06:33	0-1	0-1	0-2	0 3 3	0 1	0	1	0	0	0 0	2
10 Chelby Koker		20:04	2-9	1-6	0-0	1 5 6	2 1	5	1	3	3	0 0	10
14 Mikayla Brandon		18:53	1-4	0-2	2-2	4 3 7	2 2	4	2	2	2	0 0	22
32 Abby Woolacott		06:46	0-2	0-0	0-0	2 1 3	0 0	0	0	0	0	0 0	-3
25 A'Jah Davis		13:22	4-6	0-0	2-2	2 3 5	0 1	10	0	2	0	0 0	12
22 Janae Poisson		01:00	0-0	0-0	0-0	0 0 0	0 0	0	0	0	0	0 0	1
Team						1 2 3	0	0	0	0	0	0	
Totals			21-64	7-28	12-17	13 39 52	8 16 61	12 15	9	2	1	13	

Technical Fouls: NONE

Shooting By Period		
1st FG%	3-15	20.0%
3PT%	2-8	25.0%
FT%	0-0	0%
2nd FG%	8-17	47.1%
3PT%	0-4	0.0%
FT%	3-6	50%
3rd FG%	4-16	25.0%
3PT%	1-7	14.3%
FT%	9-11	81.8%
4th FG%	6-16	37.5%
3PT%	4-9	44.4%
FT%	0-0	0%
GM FG%	21-64	32.8%
3PT%	7-28	25.0%
FT%	12-17	70.6%

Dead Ball Rebounds: 1, 0

	EUI	NIU
Biggest lead	9 (1st 1:00)	13 (4th 0:19)
Best Scoring Run	8 (1st 1:00)	11 (3rd 2:16)
Lead Changes	3	
Times Tied	2	
Time with Lead	21:39	15:20

Points from	EIU	NIU
Turnovers	4	7
Paint	30	22
Second Chance	12	6
Fast Breaks	4	11
Bench	9	19

Period by Period Scoring					
	1st	2nd	3rd	4th	TOT
EIU	14	17	11	6	48
NIU	8	19	18	16	61

Official Basketball Box Score -- Game Totals -- Final Statistics
Eastern Illinois vs Tennessee State
01/02/20 5:30 p.m. at Nashville, Tenn. (Gentry Center)

Eastern Illinois 73 • (6-5, 0-0 OVC)

#	Player	Total		3-Ptr		Rebounds			PF	TP	A	TO	Blk	Stl	Min
		FG	FGA	FG	FGA	Off	Def	Tot							
01	ARTHOFFER, KIRA	*	1-4	0-1	5-7	0	3	3	1	7	1	2	0	2	31
02	HUGHES, JORDYN		2-3	1-1	0-0	0	3	3	1	5	0	0	0	2	14
11	PACE, KARLE	*	7-11	4-7	6-8	0	2	2	0	24	3	1	0	2	22
12	SCHUMANN, PAIGE		3-4	1-2	0-0	1	0	1	2	7	1	2	0	0	13
14	MCRAE, GRACE		0-0	0-0	0-0	0	0	0	0	0	0	0	0	0	3
15	STEELE, TAYLOR	*	2-7	0-3	2-4	0	3	3	1	6	4	2	1	0	24
22	WASHINGTON, LARIAH	*	2-5	0-2	1-2	1	6	7	1	5	0	5	0	2	24
25	STAN, CLAUDIA		1-5	0-0	0-0	3	1	4	2	2	0	0	1	0	7
31	LITWILLER, MORGAN		1-5	0-2	0-0	1	1	2	0	2	1	3	1	0	14
32	NEHLS, JENNIFER		1-2	0-0	2-2	4	2	6	4	4	1	0	0	0	19
41	WAHL, ABBY	*	5-10	0-1	1-2	3	1	4	2	11	1	1	3	0	24
44	TELLEZ, CAMINO		0-1	0-1	0-0	0	1	1	0	0	0	0	0	1	5
Team						2	3	5							
Totals			25-57	6-20	17-25	15	26	41	14	73	12	16	6	9	200
1st - FG %:		4-10	40.0%	2nd: 6-15	40.0%	3rd: 8-13	61.5%	4th: 7-19	36.8%	Game: 25-57			43.0%	Deadball Rebounds	
3rd - FT %:		2-5	23.3%	3rd: 1-4	25.0%	4th: 1-5	20.0%	5th: 0-0	0%	6th: 0-0			0.0%		
FT %:		2-4	50.0%	3-4	75.0%	5-7	71.4%	7-10	70.0%	17-25			68.0%		

Official Basketball Box Score -- Game Totals -- Final Statistics
Eastern Illinois vs Eastern Kentucky
01/09/20 5:02 p.m. at Richmond, Ky. (McBrayer Arena)

Eastern Illinois 83 • 8-6 (2-1 OVC)

#	Player		Total		3-Ptr	Rebounds			PF	TP	A TO Blk Stl				Min
			FG-FGA	FG-FGA	FT-FTA	Off	Def	Tot			A	TO	Blk	Stl	
32	NEHLS, JENNIFER	f	4-9	0-2	0-0	6	3	9	2	8	1	1	1	1	23
41	WAHL, ABBY	c	3-8	0-2	0-0	4	1	5	3	6	1	2	2	1	21
01	ARTHOFER, KIRA	g	0-4	0-0	1-2	1	2	3	3	1	4	2	1	1	29
11	PACE, KARLE	g	7-12	3-5	8-10	0	4	4	3	25	3	1	0	0	27
22	WASHINGTON, LARIAH	g	6-11	0-2	3-4	2	4	6	0	15	1	0	0	2	31
02	HUGHES, JORDYN		3-10	2-6	2-2	1	3	4	0	10	1	1	0	0	21
12	SCHUMANN, PAIGE		0-2	0-1	0-0	1	1	2	1	0	1	1	0	1	8
14	MCRAE, GRACE		1-1	0-0	0-0	0	3	3	4	2	1	0	0	0	9
25	STAN, CLAUDIA		0-2	0-0	0-0	1	1	2	0	0	0	0	1	1	5
31	LITWILLER, MORGAN		6-16	4-7	0-2	1	6	7	3	16	1	1	2	1	23
44	TELLEZ, CAMINO		0-0	0-0	0-0	0	0	0	0	0	0	1	0	0	3
Team						5	2	7							
Totals			30-75	9-25	14-20	22	30	52	19	83	14	10	6	13	200

1st - FG %:	10-18	55.6%	2nd: 8-17	47.1%	3rd: 6-24	25.0%	4th: 6-16	37.5%	Game: 30-75	40.0%	Deadball
3FG %:	4-7	57.1%	2-4	50.0%	2-8	25.0%	1-6	16.7%	9-25	36.0%	Rebounds
FT %:	3-4	75.0%	1-2	50.0%	8-10	80.0%	2-4	50.0%	14-20	70.0%	4,2

Eastern Kentucky 63 • 6-8 (0-3 OVC)

#	Player		Total		3-Ptr	Rebounds			PF	TP	A TO Blk Stl				Min	
			FG	FGA	FG-FGA	FT	FTA	Off			Def	Tot	A	TO		Blk
21	JORDAN, Anysa	f	1-5	0-2	2-3	2	0	2	0	4	1	5	0	0	12	
35	GREEN, I'Liyah	c	4-12	1-4	1-4	5	10	15	3	10	2	1	0	2	32	
00	STANTON, Qay	g	5-9	2-3	4-5	1	2	3	4	16	4	5	1	2	34	
22	MOWBRAY, Samari	g	3-9	2-6	5-7	1	5	6	2	13	1	0	2	2	37	
23	DAVIS, De'ayra	g	3-8	3-4	0-0	3	1	4	3	9	3	4	1	0	30	
15	BASS, Bria		0-4	0-3	1-2	0	1	1	1	1	2	1	0	0	8	
20	HACKER, Emma		2-9	2-7	1-3	1	2	3	3	7	1	2	2	0	22	
42	BELL, Maleaha		0-0	0-0	0-0	0	0	0	0	0	0	1	0	0	7	
30	KAIFES, Catie		1-4	1-4	0-0	0	0	1	0	3	0	0	0	1	18	
Team						4	2	6								
Totals				19-60	11-33	14-24	17	24	41	16	63	14	19	6	7	200
1st - FG%: 5-13 38.5%			2nd: 2-15 13.3%		3rd: 7-14 50.0%		4th: 5-18 27.8%		Game: 19-60 31.7%		Deadball		Rebounds			
3FG%: 3-7 42.9%			1-10 10.0%		4-7 57.1%		3-9 33.3%		11-23 47.8%		3					
FT %: 1-2 50.0%			4-9 44.4%		6-8 75.0%		3-5 60.0%		14-34 58.3%							

1st - FG %:	5-13	38.5%	2nd: 2-15	13.3%	3rd: 7-14	50.0%	4th: 5-18	27.8%	Game: 19-60	31.7%	Deadball
3FG %:	3-7	42.9%	1-10	10.0%	4-7	57.1%	3-9	33.3%	11-33	33.3%	Rebounds
FT %:	1-2	50.0%	4-9	44.4%	6-8	75.0%	3-5	60.0%	14-24	58.3%	4,1

Officials: Ryan Durham, Todd Moistner, Linda Miles

Technical fouls: Eastern Illinois-None. Eastern Kentucky-None.

Attendance: 362

Score by periods	1st	2nd	3rd	4th	Total
Eastern Illinois	27	19	22	15	83
Eastern Kentucky	14	9	24	16	63

Last FG - EIU 4th-00:34, EKU 4th-02:00.
Largest lead - EIU by 27 3rd-07:21, EKU by 2 1st-06:01.
EIU led for 37:21. EKU led for 01:31. Game was tied for 01:07.

Score tied - 2 times.
Lead changed - 3 times.

Official Basketball Box Score -- Game Totals -- Final Statistics
Eastern Illinois vs Morehead State
01/11/19 1:00 p.m. ET at Johnson Arena - Morehead, Ky.

Eastern Illinois 57 • 9-6 (3-1 OVC)

#	Player		Total		3-Ptr	Rebounds			PF	TP	A TO Blk Stl				Min
			FG-FGA	FG-FGA	FT-FTA	Off	Def	Tot			A	TO	Blk	Stl	
32	NEHLS, JENNIFER	f	0-1	0-0	0-0	2	1	3	1	0	0	0	0	2	16
41	WAHL, ABBY	f	2-8	0-2	0-0	1	4	5	3	4	1	1	1	1	33
01	ARTHOFER, KIRA	g	1-4	0-1	0-0	0	3	3	2	2	4	4	0	1	34
11	PACE, KARLE	g	9-23	3-7	4-7	0	4	4	1	25	2	1	0	1	38
22	WASHINGTON, LARIAH	g	4-9	0-2	6-9	2	5	7	4	14	0	3	0	1	32
02	HUGHES, JORDYN	g	0-2	0-2	2-2	0	3	3	2	2	0	3	0	0	12
14	MCRAE, GRACE	g	3-4	0-0	1-2	1	2	3	1	7	0	1	0	2	17
31	LITWILLER, MORGAN	g	1-5	1-4	0-0	0	2	2	2	3	0	2	1	1	18
Team						2	1	3							
Totals			20-56	4-18	13-20	8	25	33	16	57	7	15	2	9	200

1st - FG %:	3-16	18.8%	2nd: 10-17	58.8%	3rd: 3-10	30.0%	4th: 4-13	30.8%	Game: 20-56	35.7%	Deadball
3FG %:	1-5	20.0%	1-4	25.0%	2-7	28.6%	0-2	0.0%	4-18	22.2%	Rebounds

1st - FG %:	3-16	18.8%	2nd: 10-17	58.8%	3rd: 3-10	30.0%	4th: 4-13	30.8%	Game: 20-56	35.7%	Deadball
3FG %:	1-5	20.0%	1-4	25.0%	2-7	28.6%	0-2	0.0%	4-18	22.2%	Rebounds
FT %:	3-6	50.0%	1-2	50.0%	6-9	66.7%	3-3	100.0%	13-20	65.0%	4,2

Morehead State 51 • 6-10 (2-2 OVC)

02	JOHNSON, Ellie Jo	f	2-4	0-0	1-2	0	4	4	2	5	0	1	1	2	24	
10	AVERY, Jaleesa	f	1-6	0-1	1-4	1	4	5	1	3	0	1	3	0	24	
01	JACKSON, Breuna	g	4-9	1-3	2-2	0	1	1	2	11	2	4	0	2	36	
04	ALFORD, Tomiyah	g	5-9	1-1	2-2	0	2	2	2	13	1	3	1	1	24	
11	KIRKWOOD, Ariel	g	1-6	0-2	0-0	1	4	5	4	2	3	5	2	0	32	
00	NIEVES, Alyssa	g	0-3	0-3	0-0	0	1	1	0	0	0	1	0	0	11	
03	GRANT, Mchale	g	0-0	0-0	0-0	0	0	0	0	0	0	0	0	0	0+	
05	SCHWARBER, Mackenzi	g	0-0	0-0	0-0	0	0	0	1	0	0	0	1	1	5	
23	HUMPHRIES, Orlandra	g	5-5	0-0	2-4	2	11	13	1	12	2	2	2	1	27	
24	ELSTON, Jazzmyn	g	2-8	1-4	0-0	0	1	1	5	5	1	3	0	2	17	
Team						2	1	3								
Totals				20-50	3-14	8-14	6	29	35	18	51	9	21	10	9	200
1st - FG %: 5-12 41.7% 2nd: 4-12 33.3% 3rd: 6-13 46.2% 4th: 5-13 38.5% Game: 20-50 40.0% Deadball																
3FG %: 0-2 0.0% 2-4 0.0% 1-2 50.0% 2-6 33.3% 3-14 21.4%																
FT %: 0-0 0.0% 0-2 100.0% 1-2 50.0% 4-8 50.0% 8-14 57.1% Rebounds 4,1																

1st - FG %:	5-12	41.7%	2nd: 4-12	33.3%	3rd: 6-13	46.2%	4th: 5-13	38.5%	Game: 20-50	40.0%	Deadball
3FG %:	0-2	0.0%	0-4	0.0%	1-2	50.0%	2-6	33.3%	3-14	21.4%	Rebounds
FT %:	0-0	0.0%	2-2	100.0%	2-4	50.0%	4-8	50.0%	8-14	57.1%	4,1

Officials: Natosha Harris, Molly McFadden, Eric Pethel

Technical fouls: Eastern Illinois-None. Morehead State-None.

Attendance: 1016

Score by periods	1st	2nd	3rd	4th	Total
Eastern Illinois	10	22	14	11	57
Morehead State	10	10	15	16	51

Last FG - EIU 4th-01:50, MOR 4th-00:10.
Largest lead - EIU by 14 2nd-00:55, MOR by 2 1st-09:38.
EIU led for 30:28. MOR led for 03:19. Game was tied for 06:13.

Score tied - 7 times.
Lead changed - 3 times.

Official Basketball Box Score -- Game Totals -- Final Statistics
Jacksonville State vs Eastern Illinois
01/16/20 5:15 pm at Lantz Arena

Jacksonville State 52 • 6-10, 2-3

#	Player		Total		3-Ptr	Rebounds					PF	TP	A TO Blk Stl				Min
			FG-FGA	FG-FGA	FT-FTA	Off	Def	Tot	A	TO			Blk	Stl			
00	HAWKS, Taylor	*	3-14	1-7	0-0	1	4	5	1	7	5	0	0	1	24		
14	LAWRENCE, McKenna	*	5-14	5-12	0-0	0	4	4	1	15	0	3	0	1	29		
15	LONG, Chloe	*	0-4	0-1	0-0	2	6	8	3	0	0	1	3	0	33		
22	WALKER, Jayla	*	0-6	0-3	0-0	2	0	2	1	0	0	2	1	0	23		
23	DAY, Jessie	*	2-5	0-3	0-0	3	1	4	2	4	2	0	0	1	37		
03	ELLIOTT, Destiney		4-14	2-9	0-0	3	3	6	3	10	4	0	2	0	21		
05	THOMPSON, Nekiyah		4-7	2-4	1-2	1	2	3	2	11	2	0	0	0	16		
24	JOHNSON, Yamia		2-9	1-6	0-0	0	0	0	2	5	0	1	0	1	14		
32	SLEDGE, Karleigh		0-1	0-0	0-0	1	1	2	1	0	0	1	0	0	3		
	Team					3	3	6									
Totals			20-74	11-45	1-2	16	24	40	16	52	13	8	6	4	200		
1st - FG %:		3-19	15.8%	2nd:	5-16	31.3%	3rd:	5-19	26.3%	4th:	7-20	35.0%	Game:		20-74	27.0%	Deadball
3FG %:		3-12	25.0%		2-11	18.2%		3-11	27.3%		3-11	27.3%			11-45	24.4%	Rebounds
FT %:		0-0	0.0%		0-0	0.0%		1-1	100.0%		0-1	0.0%			1-2	50.0%	0

1st - FG %:	3-19	15.8%	2nd: 5-16	31.3%	3rd: 5-19	26.3%	4th: 7-20	35.0%	Game: 20-74	27.0%	Deadball
3FG %:	3-12	25.0%	2-11	18.2%	3-11	27.3%	0-11	27.3%	11-45	24.4%	Rebounds
FT %:	0-0	0.0%	0-0	0.0%	1-1	100.0%	0-0	0.0%	1-2	50.0%	0

Eastern Illinois 55 • 10-6, 4-1

01	ARTHOFER, KIRA	*	2-6	0-1	2-2	0	4	4	3	6	3	3	0	0	35			
11	PACE, KARLE	*	6-13	1-5	1-2	0	7	7	3	14	2	3	0	1	34			
22	WASHINGTON, LARIAH	*	2-6	0-2	5-6	2	5	7	2	9	2	3	0	1	31			
32	NEHLS, JENNIFER	*	1-3	1-2	0-0	0	3	3	2	3	1	1	1	0	15			
41	WAHL, ABBY	*	3-6	0-0	1-2	3	4	7	2	7	0	2	1	0	32			
02	HUGHES, JORDYN		3-6	2-3	0-0	0	2	2	0	8	1	1	0	0	12			
12	SCHUMANN, PAIGE		0-1	0-0	0-0	0	0	0	0	0	0	0	0	0	5			
14	MCRAE, GRACE		0-2	0-0	2-2	0	1	1	1	2	0	1	0	0	10			
31	LITWILLER, MORGAN		1-5	1-3	3-4	0	5	5	1	6	0	0	1	3	26			
Team						4			8			12						
Totals			18-48		5-16	14-18	9		39		48	14	55	9	17	3	5	200
1st - FG %:		6-11	54.5%	2nd: 3-10		30.0%	3rd: 5-13		38.5%	4th: 4-14		28.6%	Game: 18-48		37.5%	Deadball		
3FG %:		2-5	40.0%	2-6		40.0%	1-3		33.3%	0-3		0.0%	5-16		31.3%	Rebounds		
FT %:		0-0	0.0%	4-6		66.7%	3-4		75.0%	7-8		87.5%	14-18		77.8%			

Official Basketball Box Score -- Game Totals -- Final Statistics
UT Martin vs Eastern Illinois
1/23/20 5:15 PM at Charleston, Ill (Lantz Arena)

UT Martin 70 • 10-8 (6-1 OVC)

#	Player	Total		3-Ptr		Rebounds			PF	TP	A TO Blk Stl			Min	
		FG-FGA	FG-FGA	FT-FTA	Off	Def	Tot								
11	Dasia Young	*	2-5	0-1	0-0	0	2	2	3	4	2	1	0	0	33
20	Chelsey Perry	*	12-25	2-6	9-10	4	4	8	3	35	1	2	2	1	40
21	Maddie Waldrop	*	5-13	1-4	4-6	4	5	9	1	15	3	4	0	2	38
31	Kyannah Grant	*	2-5	1-3	0-0	0	0	0	3	5	6	4	0	4	40
33	Demi Burdick	*	3-5	1-2	1-2	1	4	5	2	8	1	1	0	1	24
00	Emma Davis		0-0	0-0	0-0	0	0	0	0	0	1	0	0	1	3
13	Tamiah Stanford		1-1	0-0	0-0	0	1	1	2	2	1	0	0	0	4
15	Brittini Moore		0-4	0-3	1-1	0	2	2	2	1	3	3	0	1	18
Team						1	0	1							
Totals			25-58	5-19	15-19	10	18	28	16	70	18	15	2	10	200
1st - FG %: 9-17 52.9% 2nd: 5-13 38.5% 3rd: 6-16 37.5% 4th: 5-12 41.7% Game: 25-58 43.1% Deadball															
3FG %: 1-2 50.0% 0-4 0.0% 3-8 37.5% 1-5 20.0% 5-19 26.3% Rebounds															
FT %: 0-0 0.0% 3-3 100.0% 10-12 83.3% 2-4 50.0% 15-19 78.9% 2															

Eastern Illinois 74 • 11-7 (5-2 OVC)

#	Player	Total		3-Ptr		Rebounds			PF	TP	A TO Blk Stl				Min
		FG-FGA	FG-FGA	FT-FTA	Off	Def	Tot								
01	ARTHOFER, KIRA	* 2-5	1-2	0-0	1	6	7	3	5	4	4	0	2	26	
11	PACE, KARLE	* 4-6	2-4	2-2	0	0	0	2	12	9	2	0	2	32	
22	WASHINGTON, LARIAH	* 4-8	0-2	8-8	1	6	7	1	16	1	4	0	0	37	
31	LITWILLER, MORGAN	* 4-10	3-7	1-2	0	2	2	2	12	0	1	0	3	31	
41	WAHL, ABBY	* 6-11	0-2	1-1	2	4	6	2	13	0	3	1	0	31	
02	HUGHES, JORDYN	4-5	2-3	0-0	0	1	1	1	10	2	0	0	2	18	
12	SCHUMANN, PAIGE	0-0	0-0	0-0	0	0	0	1	0	0	0	0	0	1	
14	MCRAE, GRACE	1-1	0-0	0-0	0	1	1	1	2	1	2	0	0	15	
32	NEHLS, JENNIFER	2-4	0-1	0-0	1	2	3	1	4	1	2	2	0	9	
Team					1	3	4			2					
Totals		27-50	8-21	12-13	6	25	31	14	74	18	20	3	9	200	
1st - FG %:		4-12	33.3%	2nd: 6-11	54.5%	3rd: 10-16	62.5%	4th: 7-11	63.6%	Game: 27-50	54.0%	Deadball			
3FG %:		2-7	28.6%	2-6	33.3%	2-3	66.7%	2-5	40.0%	8-21	38.1%	Rebounds			
FT %:		2-2	100.0%	3-4	75.0%	3-3	100.0%	4-4	100.0%	12-13	92.3%	0			

Officials: Missy Brooks, Kalei Enterline, Jason Schmitz
Technical fouls: UT Martin-None. Eastern Illinois-None.
Attendance: 871

Score by periods											
	1st	2nd	3rd	4th	Total	Points	In Paint	Off T/O	2nd Chance	Fast Break	Bench
UT Martin	19	13	25	13	70	UTM	22	19	6	0	3
Eastern Illinois	12	17	25	20	74	EIU	30	17	6	8	16

Official Basketball Box Score -- Game Totals -- Final Statistics
Eastern Ill. vs Murray St.
01/30/20 5:00 pm at Murray, KY

Eastern Ill. 87 • 11-9,5-4 OVC

#	Player		Total		3-Ptr		Rebounds			PF	TP	A			Min
			FG-FGA	FG-FGA	FT-FTA	Off	Def	Total	To			Blk	Stl		
32	NEHLS, JENNIFER	f	1-1	0-0	0-0	0	2	2	2	2	0	1	0	0	13
41	WAHL, ABBY	f	6-17	0-2	7-7	1	8	9	3	19	1	4	0	2	37
01	ARTHOFER, KIRA		3-9	2-3	0-0	0	5	5	5	8	5	2	0	2	33
11	PACE, KARLE	g	3-10	2-4	2-2	1	2	3	1	10	5	3	0	2	41
22	WASHINGTON, LARIAH	g	14-23	1-4	6-10	1	2	3	2	35	1	2	0	3	39
02	HUGHES, JORDYN		3-9	1-4	4-5	0	4	4	3	11	2	0	0	0	30
12	SCHUMANN, PAIGE		0-0	0-0	0-0	0	0	0	0	0	0	0	0	0	2
14	MCRAE, GRACE		0-0	0-0	0-0	3	0	3	1	0	1	0	0	0	10
25	STAN, CLAUDIA		0-0	0-0	0-0	0	0	0	0	0	0	0	0	0	0+
31	LITWILLER, MORGAN		0-2	0-1	2-2	1	3	4	3	2	0	1	1	1	20
Team						3	2	5			1				
Totals			30-71	6-18	21-26	10	28	38	20	87	15	14	1	10	225
1st - FG %:			7-18	38.9%	2nd: 3-13	23.1%	3rd: 10-19	52.6%	4th: 7-14	50.0%	Game: 30-71	42.3%	Deadball		
3FG %:			4-6	66.7%	0-3	0.0%	0-3	0.0%	2-3	66.7%	6-18	33.3%	Rebounds		
FT %:			2-2	100.0%	6-6	100.0%	5-6	83.3%	5-6	83.3%	21-26	80.8%	3		

Murray St. 92 • 10-10,3-6 OVC

#	Player		Total		3-Ptr		Rebounds			PF	TP	A TO Blk Stl				Min
			FG-FGA	FG-FGA	FT-FTA	Off	Def	Total								
11	Laci Hawthorne	f	8-12	0-0	4-8	6	7	13	4	20	3	4	1	0	40	
32	Alexis Burpo	f	9-17	1-2	2-2	2	8	10	3	21	7	5	0	1	44	
44	Macie Gibson	f	5-7	2-3	2-2	1	9	10	4	14	1	1	2	0	43	
04	Lex Mayes	g	7-15	4-10	2-2	1	2	3	2	20	5	0	1	2	45	
05	Macey Turley	g	1-10	0-2	4-4	0	2	2	4	6	4	5	0	2	30	
00	G'Torria Swinton		0-0	0-0	0-0	0	0	0	0	0	0	0	0	0	3	
01	Raegan Blackburn		4-10	3-8	0-0	0	3	3	0	11	1	1	0	0	20	
Team						1	2	3								
Totals			34-71	10-25	14-18	11	33	44	17	92	21	16	4	5	225	
1st - FG %: 7-16 43.8% 2nd: 11-20 55.0% 3rd: 5-14 35.7% 4th: 8-14 57.1% Game: 34-71 47.9% Deadball																
3FG %: 3-8 37.5% 1-6 16.7% 3-4 75.0% 10-25 40.0% 10-25 40.0% Rebounds																
FT %: 0-0 0.0% 1-2 50.0% 2-2 100.0% 3-5 60.0% 14-18 77.8% 2																

Officials: Jason Schmitz,Taryn Towns,Timothy Hackett
Technical fouls: Eastern Ill.-None. Murray St.-TEAM.
Attendance: 1217
2019-20 Women's Basketball. Round: 0. Eastern Ill. vs Murray St.. Played at CF

Score by periods	1st	2nd	3rd	4th	OT	Total	In Paint	Off T/O	2nd Chance	Fast Break	Bench
Eastern Ill.	20	12	25	21	9	87	46	14	14	12	13
Murray St.	17	26	13	22	14	92	44	24	16	10	11

Last FG - EIU OT-00:51, MSU OT-02:22.
Largest lead - EIU by 10 4th-04:00, MSU by 12 2nd-00:45.
EIU led for 17:10. MSU led for 23:18. Game was tied for 04:32.

Score tied - 7 times.
Lead changed - 12 times.

Official Basketball Box Score -- Game Totals -- Final Statistics
Southeast Missouri vs Eastern Illinois
1/25/20 1 PM at Charleston, Ill (Lantz Arena)

Southeast Missouri 77 • 14-5 (6-2 OVC)

#	Player	Total		3-Ptr		Rebounds			PF	TP	A TO Blk Stl				Min
		FG-FGA	FG-FGA	FT-FTA	Off Def Tot										
02	SHEPHARD, Carrie	* 7-13	5-8	4-4	0	2	2	1	23	1	4	0	4	34	
10	PRUITT, Taelour	* 3-7	1-3	3-3	1	3	4	1	10	4	3	0	3	33	
13	HARSHBERGER, Jessie	* 4-6	0-1	1-2	0	1	1	3	9	0	2	0	0	22	
24	THOMPSON, Tesia	* 4-7	0-0	9-14	3	10	13	2	17	6	2	0	1	32	
32	GARDENER, Denisha	* 1-3	0-0	0-0	3	5	8	4	2	1	0	0	0	9	
01	ALLEN, Kennedi		0-0	0-0	0	0	1	1	1	0	0	0	1	0	
03	SCOTT, Roshala		0-3	0-1	2-2	1	0	1	1	2	1	3	0	13	
12	HANCOCK, Sophia		0-0	0-0	0	1	1	1	0	0	0	0	0	1	
23	TAYLOR, Jocelyn		2-5	0-0	0	1	2	1	4	0	1	1	0	12	
34	BUSSARD, Sophie		0-0	0-0	0	1	1	0	0	0	2	0	0	13	
40	SAINE, LaTrese		5-6	0-0	0	6	6	3	10	1	5	1	0	24	
55	AKORO, Celeste		0-0	0-0	0	0	0	0	0	0	0	0	0	1	
Team					2	2	4								
Totals		26-50	6-13	19-25	11	33	44	18	77	14	22	3	8	200	
1st	FG %:	9-16	56.3%	2nd: 3-8	37.5%	3rd: 9-15	60.0%	4th: 5-11	45.5%	Game: 26-50	52.0%	Deadball			
	3FG %:	3-5	60.0%	1-3	33.3%	2-3	66.7%	0-2	0.0%	6-13	46.2%	Rebounds			
	FT %:	1-2	50.0%	1-4	25.0%	12-13	92.3%	5-6	83.3%	19-25	76.0%	2			

Eastern Illinois 65 • 11-8 (5-3 OVC)

#	Player	Total		3-Ptr		Rebounds			PF	TP	A	TO	Blk	Stl	Min
		FG-FGA	FG-FGA	FT-FTA	Off	Def	Total								
01	ARTHOFFER, KIRA	* 1-3	0-0	0-0	0	3	3	1	2	4	3	0	3	32	
11	PACE, KARLE	* 5-13	2-5	2-4	0	1	1	4	14	3	1	0	2	28	
22	WASHINGTON, LARIAH	* 8-20	1-5	0-0	4	0	4	1	17	3	1	1	1	34	
31	LITWILLER, MORGAN	* 5-10	3-5	0-1	3	0	3	4	13	0	1	1	1	21	
41	WAHL, ABBY	* 2-8	0-1	2-2	1	1	2	3	6	0	3	0	1	22	
02	HUGHES, JORDYN	1-5	1-4	0-0	0	2	2	2	3	1	2	0	2	21	
12	SCHUMANN, PAIGE	0-0	0-0	0-0	0	0	0	2	0	1	1	0	0	4	
14	MCRAE, GRACE	3-7	0-2	2-2	3	3	6	1	8	1	0	0	0	18	
25	STAN, CLAUDIA	0-0	0-0	0-0	0	2	2	0	0	0	0	0	0	2	
32	NEHLS, JENNIFER	0-3	0-3	2-2	2	4	6	2	2	0	3	0	1	16	
44	TELLEZ, CAMINO	0-0	0-0	0-0	0	0	0	0	0	1	0	0	0	2	
Team					1	1	2								
Totals		25-69	7-25	8-11	14	17	31	20	65	14	15	3	11	200	
1st FG: 3FG: FT: 6: 15 40.0% 2nd: 5: 18 27.8% 3rd: 6: 16 37.5% 4th: 8: 20 40.0% 5th: 4: 9 44.4% 6th: 5: 5 100.0%															
Game: 25-69 36.2% 7-25 28.0% 1-1 72.7% Deadball Rebounds 0															

Official Basketball Box Score -- Game Totals -- Final Statistics
Eastern Kentucky vs Eastern Illinois
2/6/20 5:15 pm at Charleston, Ill. (Lantz Arena)

Eastern Kentucky 38 • 8-14 (2-9 OVC)

#	Player		Total		3-Ptr	Rebounds			PF	TP	A	TO	Blk	Stl	Min	
			FG-FA	FG-FGA	FT-FTA	Off	Def	Tot								
15	BASS, Bria	f	1-4	0-1	0-0	1	3	4	2	2	1	4	0	1	24	
35	GREEN, L'iyah	c	3-4	0-0	5-5	3	3	6	3	11	0	4	1	1	26	
02	GOODLETT, Teri	g	2-12	0-6	0-0	1	5	6	1	4	1	1	0	2	20	
22	MOWBRAY, Samari	g	1-5	0-4	0-0	3	1	4	2	2	1	2	0	1	30	
23	DAVIS, De'ayra	g	1-7	0-2	1-2	1	1	2	3	3	1	4	1	0	28	
00	STANTON, QAY		3-9	0-1	0-0	0	1	1	4	6	2	7	0	1	27	
20	HACKER, Emma		2-8	0-4	2-4	2	1	3	5	6	0	2	0	0	11	
21	JORDAN, Anysa		1-3	0-1	0-0	0	1	1	1	2	0	0	0	0	16	
24	BELL, Maleaha		1-2	0-0	0-3	0	0	0	0	2	1	1	0	0	18	
Team						3	5	8								
Totals				15-54	0-19	8-14	14	21	35	21	38	7	25	2	6	200
1st - FG %: 4-13 30.8% 2nd: 4-15 26.7% 3rd: 4-13 30.8% 4th: 3-13 23.1% Game: 15-54 27.8% Deadball																
3FG %: 0-5 0.0% 0-6 0.0% 0-3 0.0% 0-5 0.0% 0-19 0.0% Rebounds																
FT %: 3-4 75.0% 3-3 100.0% 0-0 0.0% 2-7 28.6% 8-14 57.1% 3																

Eastern Illinois 85 • 13-9 (7-4 OVC)

#	Player		Total		3-Ptr	Rebounds			PF	TP	A	TO	Blk	Stl	Min
			FG-FGA	FG-FGA	FT-FTA	Off	Def	Tot							
31	LITWILLER, MORGAN	f	4-9	4-8	2-2	0	4	4	2	14	0	2	0	0	22
01	ARTHOFFER, KIRA	g	0-4	0-3	0-0	0	1	1	1	0	3	3	0	1	23
11	PACE, KARLE	g	5-5	3-3	3-5	0	2	2	0	16	1	2	0	5	26
22	WASHINGTON, LARIAH	g	8-11	0-1	1-2	2	3	5	1	17	3	0	0	2	27
41	WAHL, ABBY	*	1-4	0-1	0-0	1	3	4	3	2	0	3	0	0	20
02	HUGHES, JORDYN		2-7	1-5	2-2	0	2	2	2	7	2	0	0	2	20
12	SCHUMANN, PAIGE		3-5	1-3	0-0	0	3	3	2	7	3	1	0	1	16
25	STAN, CLAUDIA		4-5	0-0	1-2	0	3	3	3	9	0	1	3	2	10
32	NEHLS, JENNIFER		1-2	0-1	7-8	3	3	6	2	9	2	1	0	2	25
44	TELLEZ, CAMINO		1-3	0-2	2-2	0	0	0	0	4	1	1	0	2	11
Team						1	4	5							
Totals			29-55	9-27	18-23	7	28	35	16	85	15	15	3	17	200
1st - FG %: 8-14 57.1% 2nd: 6-12 50.0% 3rd: 7-15 46.7% 4th: 8-14 57.1% Game: 29-55 52.7% Deadball															
3FG %: 2-6 33.3% 3-8 37.5% 2-6 33.3% 2-7 28.6% 9-27 33.3% Rebounds															
FT %: 1-3 33.3% 3-3 100.0% 6-7 85.7% 8-10 80.0% 18-23 78.3% 3															

Officials: Doug Klenc, Tray Ramsey, Rachel Rayferd
Technical fouls: Eastern Kentucky-None. Eastern Illinois-None.
Attendance: 676

Score by periods	1st	2nd	3rd	4th	Total
Eastern Kentucky	11	11	8	8	38
Eastern Illinois	19	18	22	26	85

	In	Off	2nd	Fast	
Points	Paint	T/O	Chance	Break	Bench
EKU	14	12	13	4	16
EIU	32	29	7	6	36

Official Basketball Box Score -- Game Totals -- Final Statistics
Morehead State vs Eastern Illinois
2/8/20 1 pm at Charleston, Ill. (Lantz Arena)

Morehead State 62 • 9-15 (5-7 OVC)

#	Player		Total		3-Ptr	Rebounds		PF	TP	A	TO	Blk	Stl	Min		
			FG-FGA	FG-FGA	FT-FTA	Off	Def								Tot	
02	JOHNSON, Ellie Jo	f	5-9	0-0	3-3	2	5	7	3	13	1	1	1	0	38	
10	AVERY, Jaleesa	f	0-3	0-2	2-2	2	5	7	1	2	3	4	0	1	30	
01	JACKSON, Breuna	g	3-9	1-5	0-0	1	2	3	1	7	2	2	1	1	43	
04	ALFORD, Tomiyah	g	3-6	0-1	0-0	0	5	5	1	6	0	2	1	0	13	
11	KIRKWOOD, Ariel	g	6-13	0-1	3-3	4	5	9	1	15	4	8	2	0	44	
00	NIEVES, Alyssa	g	0-1	0-1	0-0	0	0	0	0	0	0	0	0	0	0+	
03	SCHWARBER, Mackenzi		0-0	0-0	1-2	1	0	1	2	1	0	0	0	0	7	
23	HUMPHRIES, Orlandra		2-5	0-0	0-0	0	8	8	4	4	0	3	1	2	14	
24	ELSTON, Jazzmyn		6-15	2-7	0-0	0	5	5	3	14	0	5	0	1	36	
Team						5	1	6								
Totals				25-61	3-17	9-10	15	36	51	16	62	10	25	6	5	225
1st - FG %:			7-10	70.0%	2nd: 2-13	15.4%	3rd: 5-15	33.3%	4th: 8-15	53.3%	Game: 25-61	41.0%	Deadball			
3FG %:			1-3	33.3%	0-6	0.0%	0-4	0.0%	1-2	50.0%	3-17	17.6%	Rebounds			
FT %:			3-3	100.0%	3-4	75.0%	2-2	100.0%	1-1	100.0%	9-10	90.0%	0			

Eastern Illinois 67 • 14-9 (8-4 OVC)

#	Player		Total		3-Ptr	Rebounds			PF	TP	A	TO	Blk	Stl	Min	
			FG-FGA	FG-FGA	FT-FTA	Off	Def	Tot								
31	LITWILLER, MORGAN	f	2-6	2-6	2-2	1	2	3	5	8	1	0	1	1	28	
41	WAHL, ABBY	f	4-10	1-3	3-4	5	2	7	2	12	1	1	2	1	40-	
01	ARTHOFFER, KIRA	g	2-11	0-4	0-0	0	4	4	2	4	5	0	1	4	38	
11	PACE, KARLE	g	10-23	5-10	2-2	0	6	6	1	27	4	3	1	2	42	
22	WASHINGTON, LARIAH	g	4-13	1-2	2-2	2	1	3	4	11	2	1	0	3	40-	
02	HUGHES, JORDYN		2-7	1-4	0-0	1	0	1	1	5	0	2	0	2	24	
12	SCHUMANN, PAIGE		0-1	0-1	0-0	0	0	0	0	0	0	1	0	0	2	
25	STAN, CLAUDIA		0-1	0-0	0-0	0	1	1	0	0	0	0	0	0	1	
32	NEHLS, JENNIFER		0-0	0-0	0-0	0	2	2	0	0	0	3	0	1	10	
Team						3	4	7								
Totals				24-72	10-30	9-10	12	22	34	15	67	13	12	5	14	225
1st - FG %:			8-18	44.4%	2nd: 0-15	0.0%	3rd: 7-15	46.7%	4th: 5-14	35.7%	Game: 24-72	33.3%	Deadball			
3FG %:			5-11	45.5%	0-6	0.0%	3-6	50.0%	0-4	0.0%	10-30	33.3%	Rebounds			
FT %:			2-2	100.0%	0-0	0.0%	3-4	75.0%	2-2	100.0%	9-10	90.0%	1			

Officials: Charlie Hust, Thurman Leggs, Hannah Reynolds
Technical fouls: Morehead State-None. Eastern Illinois-None.
Attendance: 1009

Score by periods	1st	2nd	3rd	4th	OT	Total
Morehead State	18	7	12	18	7	62
Eastern Illinois	23	0	20	12	12	67

	In	Off	2nd	Fast	
Points	Paint	T/O	Chance	Break	Bench
MOR	28	18	12	2	19
EIU	22	20	11	5	5

Last FG - MOR OT-00:42, EIU OT-00:48.
Largest lead - MOR by 4 3rd-09:20, EIU by 12 1st-04:35.
MOR led for 08:18. EIU led for 32:47. Game was tied for 03:55.
Score tied - 4 times.
Lead changed - 6 times.

Official Basketball Box Score -- Game Totals -- Final Statistics
SIUE vs Eastern Illinois
2/13/20 5:15 pm at Charleston, Ill. (Lantz Arena)

SIUE 71 • 3-21 (1-12 OVC)

#	Player		Total		3-Ptr	Rebounds			PF	TP	A	TO	Blk	Stl	Min
			FG-FGA	FG-FGA	FT-FTA	Off	Def	Tot							
00	Kinnard,Mikayla	f	10-17	0-1	0-2	3	3	6	1	20	4	7	1	4	37
20	Lee,Kaitlin	f	0-1	0-0	1-1	0	1	1	2	1	1	1	0	1	8
04	Handley,Tori	g	2-7	0-4	4-5	1	2	3	3	8	0	3	0	3	39
11	Keith,Mikia	g	4-12	4-9	0-0	0	5	5	3	12	1	1	0	4	36
23	Troeckler,Allie	g	4-9	0-0	5-6	5	3	8	2	13	1	3	3	1	37
01	King,Christen		0-0	0-0	0-0	0	0	0	0	0	0	0	0	0	0+
13	Stallworth,Bria		0-1	0-0	0-2	0	1	1	1	0	0	1	1	1	6
25	Whitlock,Zaria		1-1	0-0	0-2	0	2	2	2	0	0	1	1	0	20
35	Hall,Mikala		2-8	0-3	2-2	1	2	3	0	6	2	1	0	1	14
54	Williams,Kelsie		4-7	0-0	1-3	2	4	6	2	9	2	1	1	1	28
Team						1	2	3							
Totals			27-63	4-17	13-23	13	25	38	16	71	11	19	7	16	225
1st - FG %: 8-16 50.0% 2nd: 4-15 26.7% 3rd: 7-13 53.8% 4th: 6-12 50.0% Game: 27-63 42.9% Deadball															
3FG %: 3-7 42.9% 0-3 0.0% 1-3 33.3% 0-2 0.0% 4-17 23.5% Rebounds															
FT %: 1-4 25.0% 4-9 44.4% 5-6 83.3% 3-4 75.0% 13-23 56.5% 5															

Eastern Illinois 77 • 15-9 (9-4 OVC)

#	Player		Total		3-Ptr	Rebounds			PF	TP	A	TO	Blk	Stl	Min
			FG-FGA	FG-FGA	FT-FTA	Off	Def	Tot							
31	LITWILLER, MORGAN	f	0-2	0-1	0-0	0	1	1	1	0	1	1	2	0	18
41	WAHL, ABBY	f	5-7	0-0	4-6	4	4	8	4	14	1	1	0	3	34
01	ARTHOFFER, KIRA	g	2-6	0-2	0-0	0	3	3	3	8	2	1	1	1	37
11	PACE, KARLE	g	7-15	4-6	3-3	1	2	3	4	21	3	5	0	3	39
22	WASHINGTON, LARIAH	g	4-7	1-1	1-2	1	3	4	3	10	3	4	0	2	30
02	HUGHES, JORDYN		5-13	2-7	0-0	0	4	4	0	12	0	2	0	2	19
14	MCRAE, GRACE		0-0	0-0	2-2	0	2	2	2	2	0	1	0	0	4
15	STEELE, TAYLOR		2-7	2-6	4-4	0	4	4	0	10	2	2	1	1	26
25	STAN, CLAUDIA		0-0	0-0	0-0	0	0	0	0	0	1	0	0	0	0+
32	NEHLS, JENNIFER		2-4	0-0	0-0	1	2	3	2	4	1	1	0	1	18
	Team					3	3	6							
Totals			27-61	9-23	14-17	10	28	38	19	77	19	20	4	13	225
1st - FG %: 9-14 64.3% 2nd: 4-12 33.3% 3rd: 8-16 50.0% 4th: 3-12 25.0% Game: 27-61 44.3% Deadball															
3FG %: 3-4 75.0% 1st 1-3 33.3% 2nd 2-6 33.3% 3rd 1-7 14.3% 4th 1-7 14.3% 2nd 9-23 39.1% Rebounds															
FT %: 0-0 0.0% 9-10 90.0% 3-3 100.0% 1-0 0.0% 14-17 82.4% 2															

Official Basketball Box Score -- Game Totals -- Final Statistics
Murray St. vs Eastern Illinois
2/20/20 5:15 PM at Charleston, Ill (Lantz Arena)

Murray St. 46 • 12-14 (OVC 5-10)

#	Player	Total		3-Ptr		Rebounds			PF	TP	A TO Blk Stl				Min
		FG-FGA	FT-FTA	FG-FGA	FT-FTA	Off	Def	Tot			A	TO	Blk	Stl	
04	Lex Mayes	* 1-8	0-4	2-2	1 3 4	1	4	5	1	4	2	1	0	1	39
05	Macey Turley	* 0-4	0-2	0-1	0 5 5	0	5	5	0	0	1	1	0	0	14
11	Laci Hawthorne	* 5-13	0-0	1-4	5 10 15	4	11	15	4	11	0	8	0	1	36
32	Alexis Burpo	* 6-12	1-1	2-4	3 8 11	2	15	17	2	15	3	8	0	0	37
44	Macie Gibson	* 5-9	2-5	1-3	6 1 7	2	13	15	0	2	1	1	0	1	36
00	G'Torria Swinton	0-1	0-0	0-0	2 1 3	0	0	3	0	0	0	0	0	0	5
01	Raegan Blackburn	1-7	1-6	0-0	0 0 0	2	3	5	1	1	1	1	0	0	23
03	Ashley Hunter	0-5	0-3	0-0	1 0 1	0	0	1	0	0	0	2	0	0	7
14	Lauren Jackson	0-0	0-0	0-0	0 0 0	0	0	0	0	0	1	1	0	0	1
23	Sarah Sutton	0-1	0-1	0-0	0 0 0	0	0	0	0	0	0	0	0	0	2
Team					0 5 5										
Totals		18-60	4-22	6-14	18 33 51	11	46	57	7	24	1	2	0	1	200

1st - FG %:	6-16	37.5%	2nd:	3-11	27.3%	3rd:	5-16	31.3%	4th:	4-17	23.5%	Game:	18-60	30.0%	Deadball
3FG %:	1-5	20.0%		0-2	0.0%		1-5	20.0%		2-10	20.0%		4-22	18.2%	Rebounds
FT %:	1-4	25.0%		3-6	50.0%		1-2	50.0%		1-2	50.0%		6-14	42.9%	3

Eastern Illinois 66 • 16-10 (OVC 10-5)

#	Player	Total		3-Ptr		Rebounds			PF	TP	A TO Blk Stl				Min
		FG-FGA	FT-FTA	FG-FGA	FT-FTA	Off	Def	Tot			A	TO	Blk	Stl	
01	ARTHOFFER, KIRA	* 3-7	0-1	0-0	0 2 2	3	6	9	8	1	0	2	0	2	30
11	PACE, KARLE	* 5-12	2-6	2-3	1 4 5	2	14	16	4	0	0	3	0	3	33
22	WASHINGTON, LARIAH	* 5-8	1-1	0-0	1 3 4	2	11	13	3	3	0	4	0	4	28
31	LITWILLER, MORGAN	* 1-6	1-5	2-2	1 3 4	3	5	8	0	0	0	0	0	0	25
41	WAHL, ABBY	* 5-11	1-3	0-0	1 2 3	3	11	14	1	2	0	2	0	2	27
02	HUGHES, JORDYN	0-3	0-2	0-0	0 1 1	2	0	2	0	1	0	1	0	1	14
12	SCHUMANN, PAIGE	0-0	0-0	0-0	0 0 0	0	0	0	0	1	0	0	0	0	2
14	MCRAE, GRACE	0-3	0-1	0-0	1 5 6	0	0	6	1	0	0	0	0	0	11
15	STEELE, TAYLOR	5-11	5-8	2-2	0 4 4	1	17	18	1	2	2	2	2	2	25
25	STAN, CLAUDIA	1-1	0-0	0-0	0 2 2	0	2	4	0	0	0	0	0	0	2
32	NEHLS, JENNIFER	0-0	0-0	0-0	0 1 1	0	0	1	0	1	0	0	0	0	2
44	TELLEZ, CAMINO	0-0	0-0	0-0	0 0 0	0	0	0	0	0	0	0	0	0	1
Team					0 2 2										
Totals		25-62	10-27	6-7	5 29 34	16	66	82	18	11	2	14	0	20	

1st - FG %:	2-14	14.3%	2nd:	9-17	52.9%	3rd:	7-15	46.7%	4th:	7-16	43.8%	Game:	25-62	40.3%	Deadball
3FG %:	2-5	40.0%		4-10	40.0%		0-5	0.0%		4-7	57.1%		10-27	37.0%	Rebounds
FT %:	2-2	100.0%		2-3	66.7%		0-0	0.0%		2-2	100.0%		6-7	85.7%	0

Officials: Charlie Hust, Kalel Enterline, Hannah Phillips
Technical fouls: Murray St.-None. Eastern Illinois-None.
Attendance: 517

Score by periods	1st	2nd	3rd	4th	Total
Murray St.	14	9	12	11	46
Eastern Illinois	8	24	14	20	66

Last FG - MSU 4th-05:23, EIU 4th-01:18.
Largest lead - MSU by 8 2nd-09:50, EIU by 20 4th-01:18.
MSU led for 14:20. EIU led for 24:16. Game was tied for 01:24.

Score tied - 0 times.
Lead changed - 4 times.

Official Basketball Box Score -- Game Totals -- Final Statistics
Austin Peay vs Eastern Illinois
2/22/20 1:00 PM at Charleston, Ill. (Lantz Arena)

Austin Peay 72 • 16-11 (7-9 OVC)

#	Player	Total		3-Ptr		Rebounds			PF	TP	A TO Blk Stl				Min
		FG-FGA	FT-FTA	FG-FGA	FT-FTA	Off	Def	Tot			A	TO	Blk	Stl	
04	Arielle Gonzalez-Var	* 2-4	0-0	3-4	3 4 7	5	7	12	2	4	0	3	0	2	25
14	Ella Sawyer	* 1-10	1-7	4-4	3 2 5	4	7	11	3	3	0	0	0	3	31
23	Maggie Knowles	* 4-9	4-9	0-0	0 2 2	1	12	13	0	2	0	0	0	0	26
32	Brianah Ferby	* 5-13	3-9	3-6	2 3 5	3	16	19	1	1	0	2	0	2	26
33	Brandi Ferby	* 3-9	1-4	5-5	0 1 1	4	12	16	4	0	0	0	1	3	31
00	Tahaneé Bennell	0-1	0-1	0-0	0 1 1	1	0	2	0	0	0	0	0	1	13
02	Nieja Crawford	1-3	1-2	3-4	2 1 3	2	6	8	1	3	0	3	0	3	17
05	Myah Leflore	0-0	0-0	0-0	0 0 0	0	0	0	0	0	0	0	0	0	1
11	D'Shara Booker	4-6	0-0	1-1	1 1 2	3	9	12	1	1	0	2	1	2	14
15	Kasey Kidwell	0-2	0-1	0-0	0 0 0	0	0	0	0	0	0	0	0	0	4
22	Shay-Lee Kirby	1-4	1-4	0-0	1 0 1	2	3	5	1	1	0	1	0	1	12
Team					3 0 3										
Totals		21-61	11-37	19-24	15 15 30	25	72	102	13	16	0	13	0	20	

1st - FG %:	4-20	20.0%	2nd:	7-15	46.7%	3rd:	3-14	21.4%	4th:	7-12	58.3%	Game:	21-61	34.4%	Deadball
3FG %:	3-10	30.0%		2-10	20.0%		2-9	22.2%		4-8	50.0%		11-37	29.7%	Rebounds
FT %:	3-6	50.0%		0-0	0.0%		7-8	87.5%		9-10	90.0%		19-24	79.2%	2

Eastern Illinois 73 • 17-10 (11-5 OVC)

#	Player	Total		3-Ptr		Rebounds			PF	TP	A TO Blk Stl				Min
		FG-FGA	FT-FTA	FG-FGA	FT-FTA	Off	Def	Tot			A	TO	Blk	Stl	
01	ARTHOFFER, KIRA	* 0-1	0-1	0-0	0 1 1	5	0	5	4	3	0	0	0	1	11
11	PACE, KARLE	* 6-13	1-4	6-6	0 3 3	2	19	21	3	4	0	1	0	1	37
31	LITWILLER, MORGAN	* 3-6	1-2	4-4	6 1 7	3	11	14	0	4	0	1	0	1	19
32	NEHLS, JENNIFER	* 1-1	1-1	0-0	0 3 3	0	3	3	0	2	0	0	0	0	13
41	WAHL, ABBY	* 5-9	1-3	4-6	2 2 4	4	15	19	1	3	1	1	1	1	27
02	HUGHES, JORDYN	1-4	0-0	0-0	0 3 3	3	2	5	2	1	1	0	0	1	17
12	SCHUMANN, PAIGE	1-1	0-0	0-1	0 2 2	1	2	3	2	2	0	0	0	0	10
14	MCRAE, GRACE	1-2	1-1	2-4	0 1 1	2	5	7	0	1	0	0	0	0	9
15	STEELE, TAYLOR	2-5	1-2	0-0	0 6 6	3	5	8	4	5	3	1	1	3	31
22	WASHINGTON, LARIAH	4-4	1-1	2-3	2 1 3	2	11	13	0	3	0	0	0	2	26
Team					0 5 5										
Totals		24-46	7-15	18-24	10 28 38	25	73	103	16	30	4	4	0	20	

1st - FG %:	4-7	57.1%	2nd:	5-11	45.5%	3rd:	10-16	62.5%	4th:	5-12	41.7%	Game:	24-46	52.2%	Deadball
3FG %:	0-1	0.0%		2-5	40.0%		3-6	50.0%		2-3	66.7%		7-15	46.7%	Rebounds
FT %:	3-6	50.0%		4-6	66.7%		1-2	50.0%		10-10	100.0%		18-24	75.0%	3

Officials: Stacey Lee, Thurman Leggs, Hannah Ingle
Technical fouls: Austin Peay-None. Eastern Illinois-None.
Attendance: 1025

Score by periods	1st	2nd	3rd	4th	Total
Austin Peay	14	16	15	27	72
Eastern Illinois	11	16	24	22	73

Last FG - APSU 4th-00:15, EIU 4th-00:11.
Largest lead - APSU by 6 3rd-09:29, EIU by 9 4th-09:42.
APSU led for 08:53. EIU led for 26:47. Game was tied for 04:20.

Score tied - 13 times.
Lead changed - 12 times.

Official Basketball Box Score -- Game Totals -- Final Statistics
Eastern Illinois vs Southeast Missouri
02/27/20 5:15 p.m. at Show Me Center -- Cape Girardeau, Mo.

Eastern Illinois 56 • 17-11, 11-6 OVC

#	Player	Total		3-Ptr		Rebounds			PF	TP	A TO Blk Stl				Min
		FG-FGA	FT-FTA	FG-FGA	FT-FTA	Off	Def	Tot			A	TO	Blk	Stl	
01	ARTHOFFER, KIRA	* 0-2	0-0	0-0		0	1	1	1	0	4	6	0	3	21
11	PACE, KARLE	* 5-11	1-4	5-6		0	2	2	2	16	3	4	0	0	30
22	WASHINGTON, LARIAH	* 5-7	0-0	3-4		0	4	4	2	13	1	2	0	2	32
31	LITWILLER, MORGAN	* 2-7	1-4	2-2		0	0	0	3	7	0	1	0	1	21
41	WAHL, ABBY	* 6-11	0-3	0-0		1	1	2	2	12	0	0	1	0	30
02	HUGHES, JORDYN	0-3	0-2	0-0		0	0	0	2	0	0	0	1	0	13
12	SCHUMANN, PAIGE	0-1	0-0	0-0		0	0	0	0	0	0	0	0	0	4
14	MCRAE, GRACE	0-1	0-0	2-2		0	2	2	0	2	1	0	0	1	11
15	STEELE, TAYLOR	2-6	2-2	0-0		0	3	3	5	6	2	2	0	2	23
25	STAN, CLAUDIA	0-0	0-0	0-0		0	0	0	0	0	0	1	0	0	2
32	NEHLS, JENNIFER	0-2	0-1	0-0		0	2	2	2	0	0	0	0	1	11
44	TELLEZ, CAMINO	0-0	0-0	0-0		0	1	1	0	0	0	0	0	1	2
	Team					3	3	6							
	Totals	20-51	4-16	12-14		4	19	23	19	56	11	17	2	11	200

The Automated ScoreBook
Eastern Illinois Combined Team Statistics (as of Mar 05, 2020)
Conference games only

RECORD:	OVERALL	HOME	AWAY	NEUTRAL
ALL GAMES	12-6	7-2	5-4	0-0
CONFERENCE	12-6	7-2	5-4	0-0
NON-CONFERENCE	0-0	0-0	0-0	0-0


#	Player	gp-gs	min	avg	Total		3-Point		F-Throw		Rebounds				pf	dq	a	to	blk	stl	pts	avg
					fg-fga	fg%	3fg-fga	3fg%	ft-fa	ft%	off	def	tot	avg								
01	ARTHOFER, KIRA	18-18	524	29.1	23-88	.261	3-23	.130	14-21	.667	2	47	49	2.7	47	2	76	53	3	30	63	3.5
02	HUGHES, JORDYN	18-0	322	17.9	34-100	.340	14-53	.264	11-13	.846	3	34	37	2.1	29	0	15	16	1	15	93	5.2
11	PACE, KARLE	18-18	591	32.8	107-231	.463	46-99	.465	55-76	.724	4	44	48	2.7	32	0	58	43	1	35	315	17.5
12	SCHUMANN, PAIGE	14-0	86	6.1	8-16	.500	3-8	.375	0-1	.000	4	8	12	0.9	9	0	11	10	0	2	19	1.4
14	MCRAE, GRACE	15-0	160	10.7	11-27	.407	1-4	.250	12-16	.750	13	26	39	2.6	17	0	8	11	0	5	35	2.3
15	STEELE, TAYLOR	8-3	199	24.9	20-57	.351	12-33	.364	19-23	.826	1	31	32	4.0	19	1	16	17	8	11	71	8.9
22	WASHINGTON, LARIA	18-17	557	30.9	92-178	.517	11-37	.297	42-60	.700	29	62	91	5.1	35	0	27	38	2	30	237	13.2
25	STAN, CLAUDIA	11-0	34	3.1	8-18	.444	0-0	.000	1-4	.250	4	10	14	1.3	5	0	0	3	6	3	17	1.5
31	LITWILLER, MORGAN	18-10	395	21.9	42-119	.353	29-74	.392	26-34	.765	18	43	61	3.4	48	2	11	25	11	17	139	7.7
32	NEHLS, JENNIFER	18-6	265	14.7	15-40	.375	3-17	.176	12-13	.923	22	42	64	3.6	30	0	10	21	5	11	45	2.5
41	WAHL, ABBY	18-18	517	28.7	76-168	.452	6-33	.182	34-45	.756	38	46	84	4.7	49	0	15	33	13	17	192	10.7
44	TELLEZ, CAMINO	7-0	25	3.6	1-4	.250	0-3	.000	2-2	1.000	0	3	3	0.4	0	0	3	2	0	4	4	0.6
Team											37	53	90					11				
Total.....		18	3675		437-1046	.418	128-384	.333	228-308	.740	175	449	624	34.7	320	5	250	283	50	180	1230	68.3
Opponents.....		18	3675		412-1054	.391	117-405	.289	218-312	.699	240	466	706	39.2	297	-	236	332	60	140	1159	64.4

TEAM STATISTICS	EIU	OPP	Date	Opponent	Score	Att.
SCORING	1230	1159	* 01/02/20	at Tennessee State	W 73-52	427
Points per game	68.3	64.4	* 01/04/20	at Belmont	L 45-69	1141
Scoring margin	+3.9	-	* 01/09/20	at Eastern Kentucky	W 83-63	362
FIELD GOALS-ATT	437-1046	412-1054	* 01/11/19	at Morehead State	W 57-51	1016
Field goal pct	.418	.391	* 01/16/20	JACKSONVILLE STATE	W 55-52	555
3 POINT FG-ATT	128-384	117-405	* 1/18/20	TENNESSEE TECH	L 62-75	707
3-point FG pct	.333	.289	* 1/23/20	UT MARTIN	W 74-70	871
3-pt FG made per game	7.1	6.5	* 1/25/20	SOUTHEAST MISSOURI	L 65-77	811
FREE THROWS-ATT	228-308	218-312	* 01/30/20	at Murray St.	Lot 87-92	1217
Free throw pct	.740	.699	* 02/01/20	at Austin Peay	W 76-47	612
F-Throws made per game	12.7	12.1	* 2/6/20	EASTERN KENTUCKY	W 85-38	676
REBOUNDS	624	706	* 2/8/20	MOREHEAD STATE	Wot 67-62	1009
Rebounds per game	34.7	39.2	* 2/13/20	SIUE	Wot 77-71	510
Rebounding margin	-4.6	-	* 02/15/20	at UT Martin	L 64-88	1291
ASSISTS	250	236	* 2/20/20	MURRAY ST.	W 66-46	517
Assists per game	13.9	13.1	* 2/22/20	AUSTIN PEAY	W 73-72	1025
TURNOVERS	283	332	* 02/27/20	at Southeast Missouri	L 56-72	745
Turnovers per game	15.7	18.4	* 02/29/20	at SIUE	W 65-62	1021
Turnover margin	+2.7	-	* - Conference game			
Assist/turnover ratio	0.9	0.7				
STEALS	180	140				
Steals per game	10.0	7.8				
BLOCKS	50	60				
Blocks per game	2.8	3.3				
ATTENDANCE	6681	7832				
Home games-Avg/Game	9-742	9-870				
Neutral site-Avg/Game	-	0-0				

Score by Periods	1st	2nd	3rd	4th	OT	Totals
Eastern Illinois	282	274	332	311	31	1230
Opponents	275	238	318	303	25	1159



Matt Bollant
Head Coach (4th year)
Winona State, 1994



Kiley Simmons
Assistant Coach (4th year)
Illinois, 2016



Damonique Miller
Assistant Coach (2nd year)
Memphis, 2018

Kevin Templeton
Assistant Coach (1st year)
Tennessee Temple, 1979



1 - Kira Arthofer
G / 5-8 / Jr.
Bettendorf, IA
Pleasant Plains



2 - Jordyn Hughes
G / 5-8 / Jr.
Gurnee, IL
Warren Township



3 - Briana Mishler
G / 5-9 / R-So.
Louisville, KY
Eastern



5 - Jackie Maulucci
G / 5-8 / Fr.
Fishers, IN
Hamilton Southeastern



11 - Karle Pace
G / 5-8 / Sr.
Clarksville, TN
Rossview



14 - Grace McRae
F / 5-11 / Sr.
Melbourne, Australia
Southern Pen



15 - Taylor Steele
G / 5-9 / Sr.
Highland, IN
Highland



20 - Alana Vinson
G / 5-11 / Fr.
Indianapolis, IN
Roncalli



21 - Haley Cameron
F / 6-0 / Fr.
Dayton, TN
Rhea County



22 - Lariah Washington
G / 5-8 / So.
St. Cloud, MN
Apollo



24 - Morgan Litwiller
F / 5-11 / So.
Middlebury, IN
Northridge



32- Parker Stafford
F / 6-0 / Fr.
Omaha, NE
Marian



41- Abby Wahl
F / 6-1 / Jr.
Santa Claus, IN
Heritage Hills